

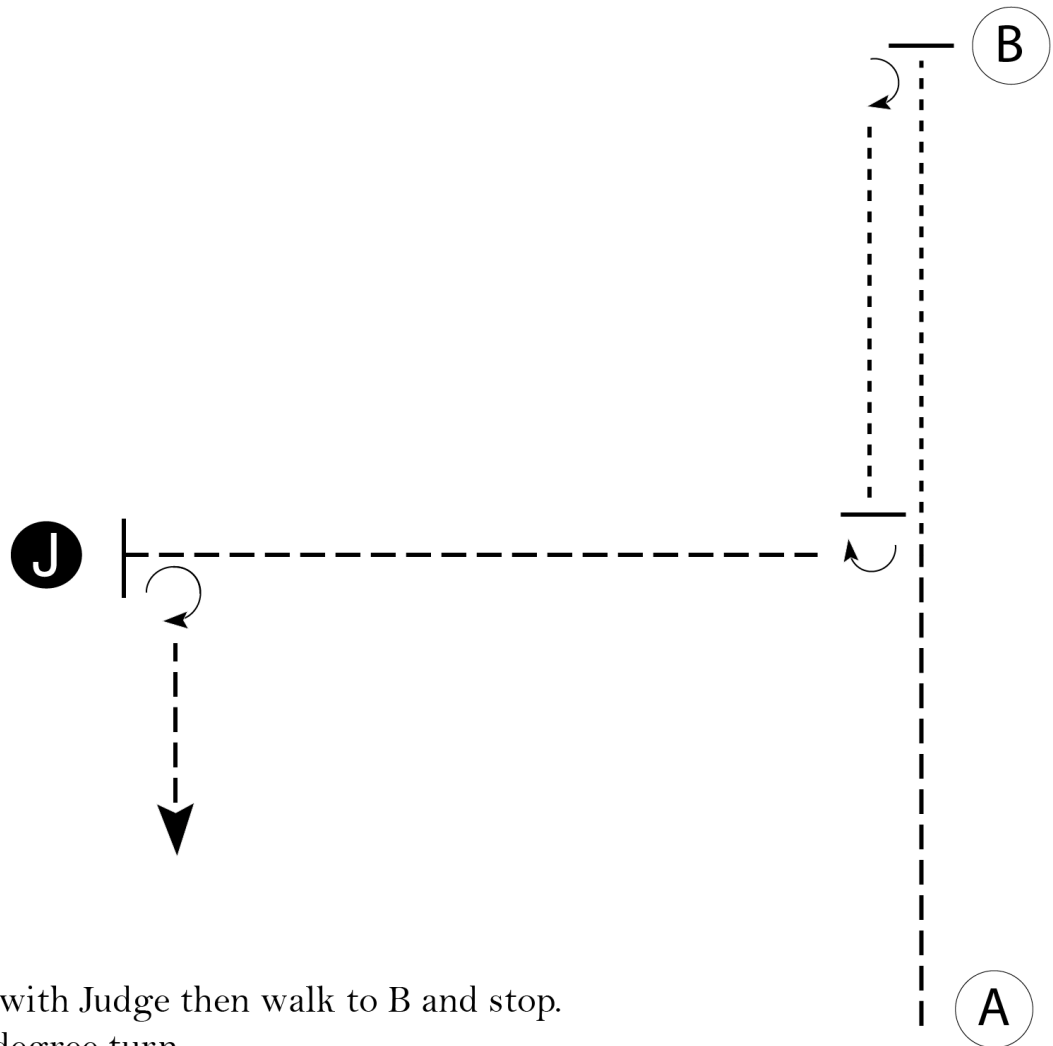
6th Annual Texas Feathered Horse Classic

All Showmanship

Show Date: 11-11-2017

w w w . H o r s e S h o w P a t t e r n s . c o m

w w w . H o r s e S h o w P a t t e r n s . c o m



Be ready at A.

1. Trot until even with Judge then walk to B and stop.
2. Perform a 180 degree turn.
3. Walk until your horse's hip is even with Judge.
4. Perform a 1/4 turn.
5. Trot to Judge.
6. Set up.
7. Inspection. When dismissed, perform a 270 degree turn and trot to exit.

Walk	-----
Trot	- - - - -
Back	← ⊞ ⊞ ⊞ ⊞
Marker	⊙ B
Judge	● J

[S/1-120]

Pattern Provided by:

FHC Judges

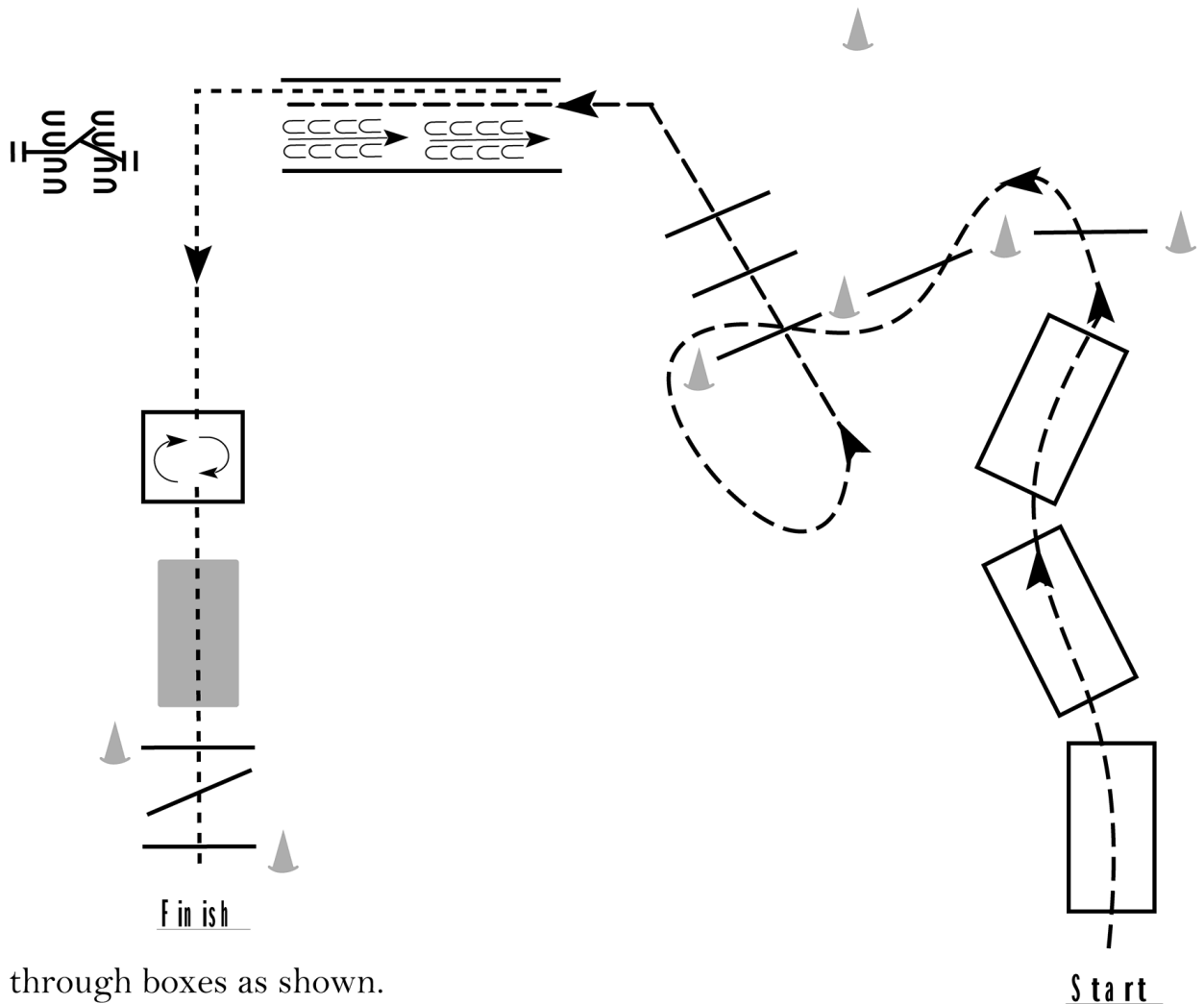
6th Annual Texas Feathered Horse Classic

All In Hand Trail & U/S Trail

Show Date: 11-11-2017

w w w . H o r s e S h o w P a t t e r n s . c o m

w w w . H o r s e S h o w P a t t e r n s . c o m



1. Jog through boxes as shown.
2. Jog serpentine over poles.
3. Jog over poles and into chute.
4. Back the chute.
5. Walk out of chute and to box.
6. Walk into box and turn 360 degrees to the right.
7. Walk out of box, over bridge and over poles to finish.

Walk
Jog	-----
Lope	—————
Back	←←←←←
Marker	▲
Sidepass	←-----←

[T/WT-45]

Pattern Provided by:
FHC Judges

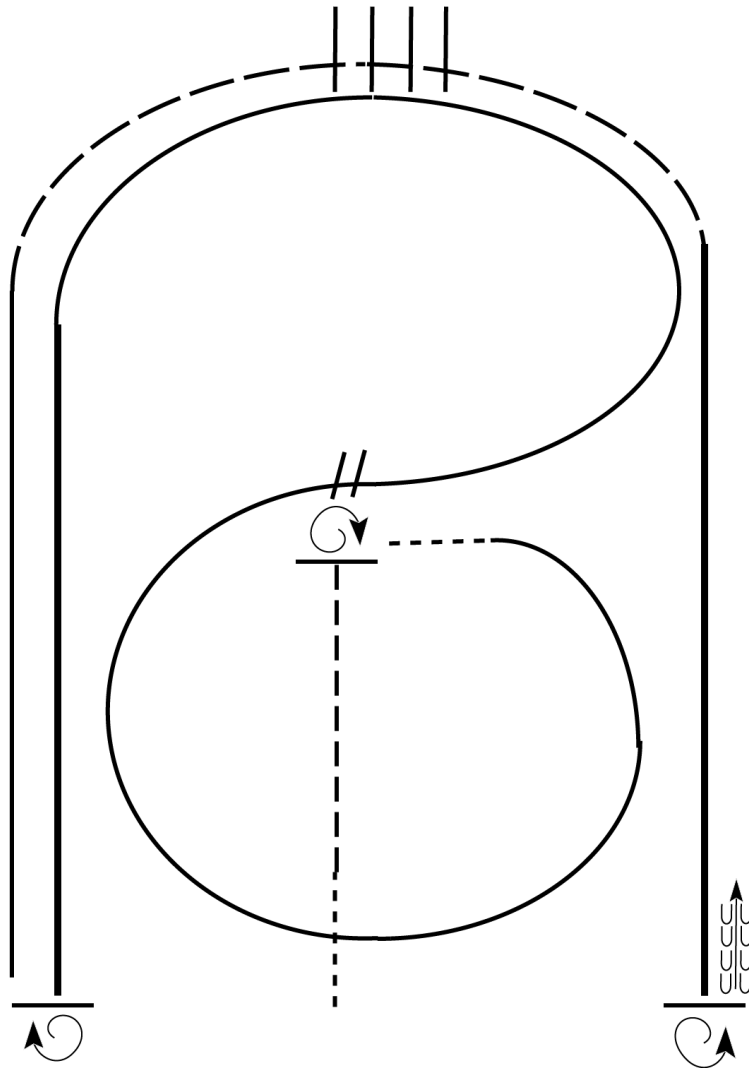
6th Annual Texas Feathered Horse Classic

for WJ - jog for lope and extend trot for extend lope

Show Date: 11-11-2017

www.HorseShowPatterns.com

www.HorseShowPatterns.com



1. Walk
2. Jog
3. Stop, do a 1 1/4 turn to the right
4. Walk. Then, lope small circle on the right lead
5. Change leads, (simple or flying) lope left lead around end of the arena
6. Extend the lope on the left lead
7. Stop, do a 2 1/2 turns right
8. Lope straight on the right lead
9. Extend the jog around end of the arena across poles/logs
10. Extend the lope on right lead
11. Stop, do 2 turns left
12. Back

Walk	-----
Jog	- - - - -
Extended Jog	— — — —
Lope	—————
Lead Change	
Back	
Marker	(B)

[RR/6]

Pattern Provided by:
FHC Judges

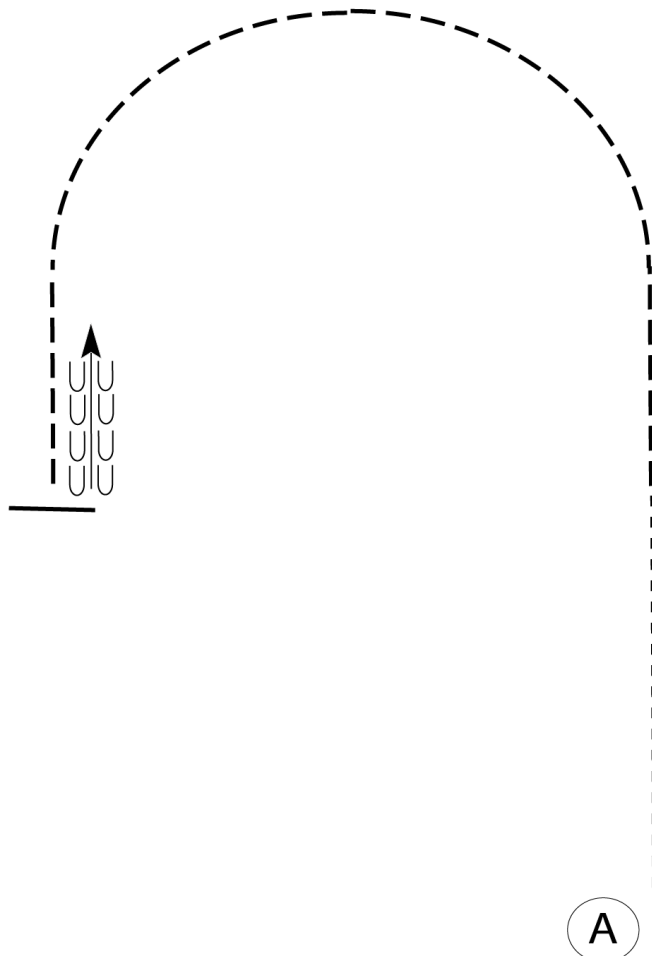
6th Annual Texas Feathered Horse Classic

All WJ Western Equitation

Show Date: 11-11-2017

w w w . H o r s e S h o w P a t t e r n s . c o m

w w w . H o r s e S h o w P a t t e r n s . c o m



Be ready at A.

1. Walk to middle of pattern.
2. Jog in an arc to the middle of your pattern.
3. Stop and back.

Walk	-----
Jog	- - - - -
Extended Jog	— — — —
Lope	
Lead Change	— / —
Back	← U U U U
Marker	ⓑ

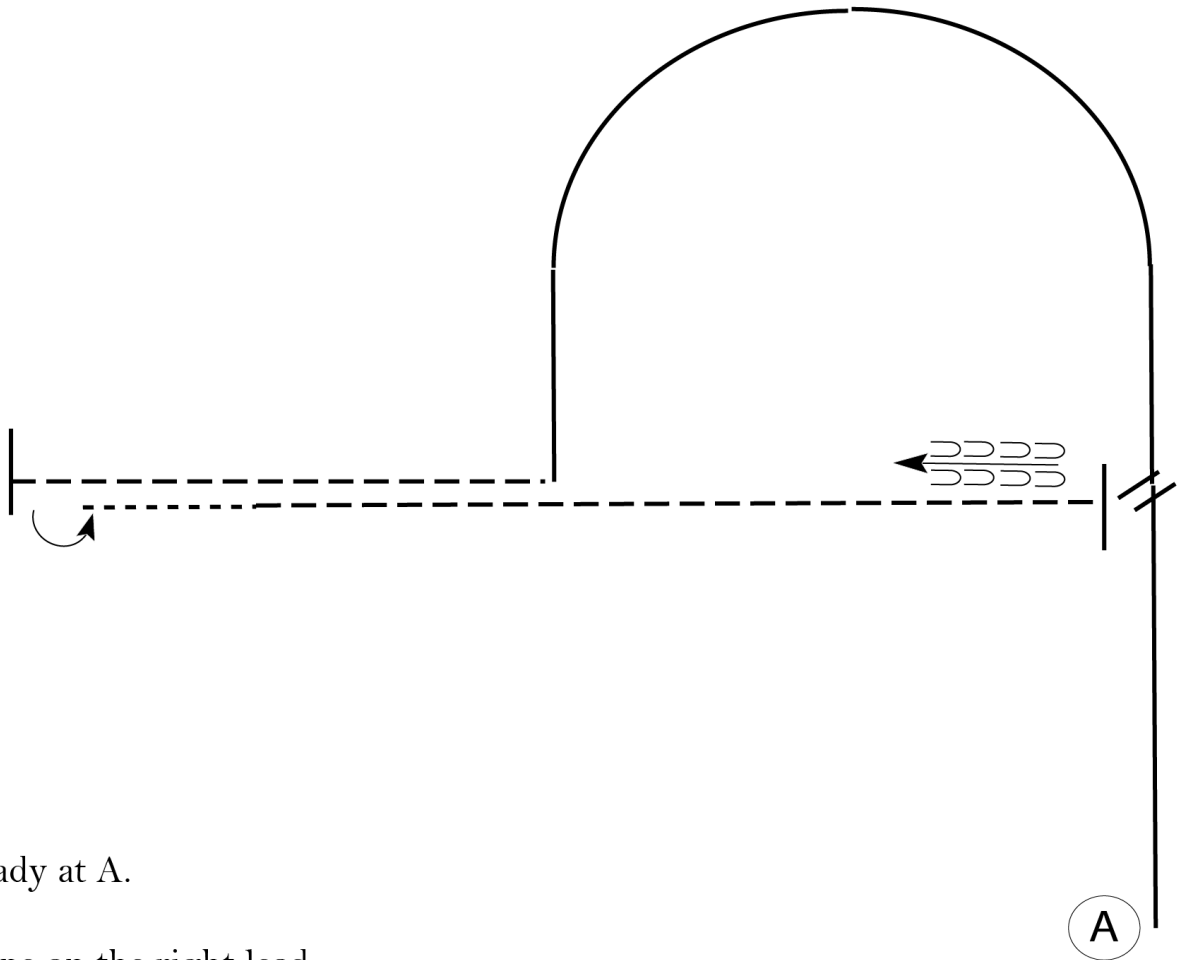
[WH/WT-112]

Pattern Provided by:
FHC Judges

6th Annual Texas Feathered Horse Classic

All WJL Western Equitation

Show Date: 11-11-2017



Be ready at A.

1. Lope on the right lead.
2. Perform a simple lead change in the middle of your line.
3. Lope in an arc to the middle of your pattern.
4. Break to a jog and jog a corner to the right.
5. Perform 1/2 turn to the left.
6. Walk halfway to middle.
7. Jog until even with A as shown.
8. Stop and back.

Walk	-----
Jog	- - - - -
Extended Jog	- - - - -
Lope	—————
Lead Change	———/———
Back	←-----
Marker	ⓑ

[WH/1-112]

Pattern Provided by:

FHC Judges

w w w . H o r s e S h o w P a t t e r n s . c o m

w w w . H o r s e S h o w P a t t e r n s . c o m

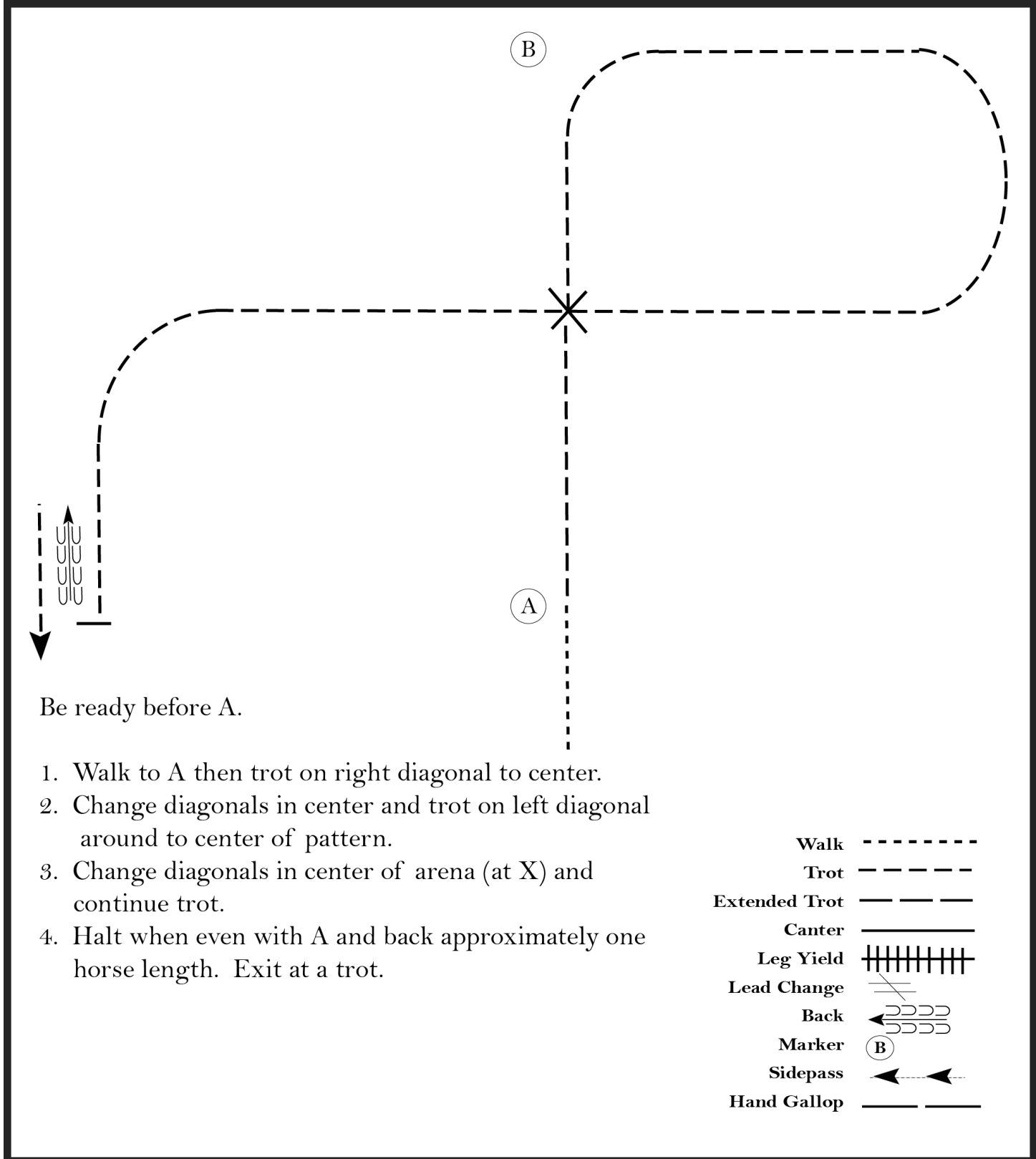
6th Annual Texas Feathered Horse Classic

All WT English Equitation

Show Date: 11-11-2017

w w w . H o r s e S h o w P a t t e r n s . c o m

w w w . H o r s e S h o w P a t t e r n s . c o m



Be ready before A.

1. Walk to A then trot on right diagonal to center.
2. Change diagonals in center and trot on left diagonal around to center of pattern.
3. Change diagonals in center of arena (at X) and continue trot.
4. Halt when even with A and back approximately one horse length. Exit at a trot.

Walk	-----
Trot	- - - - -
Extended Trot	-----
Canter	—————
Leg Yield	
Lead Change	—/—/—/—/—
Back	← u u u
Marker	ⓑ
Sidepass	← - - - - - →
Hand Gallop	-----

[HSE/WT-113]

Pattern Provided by:

FHC Judges

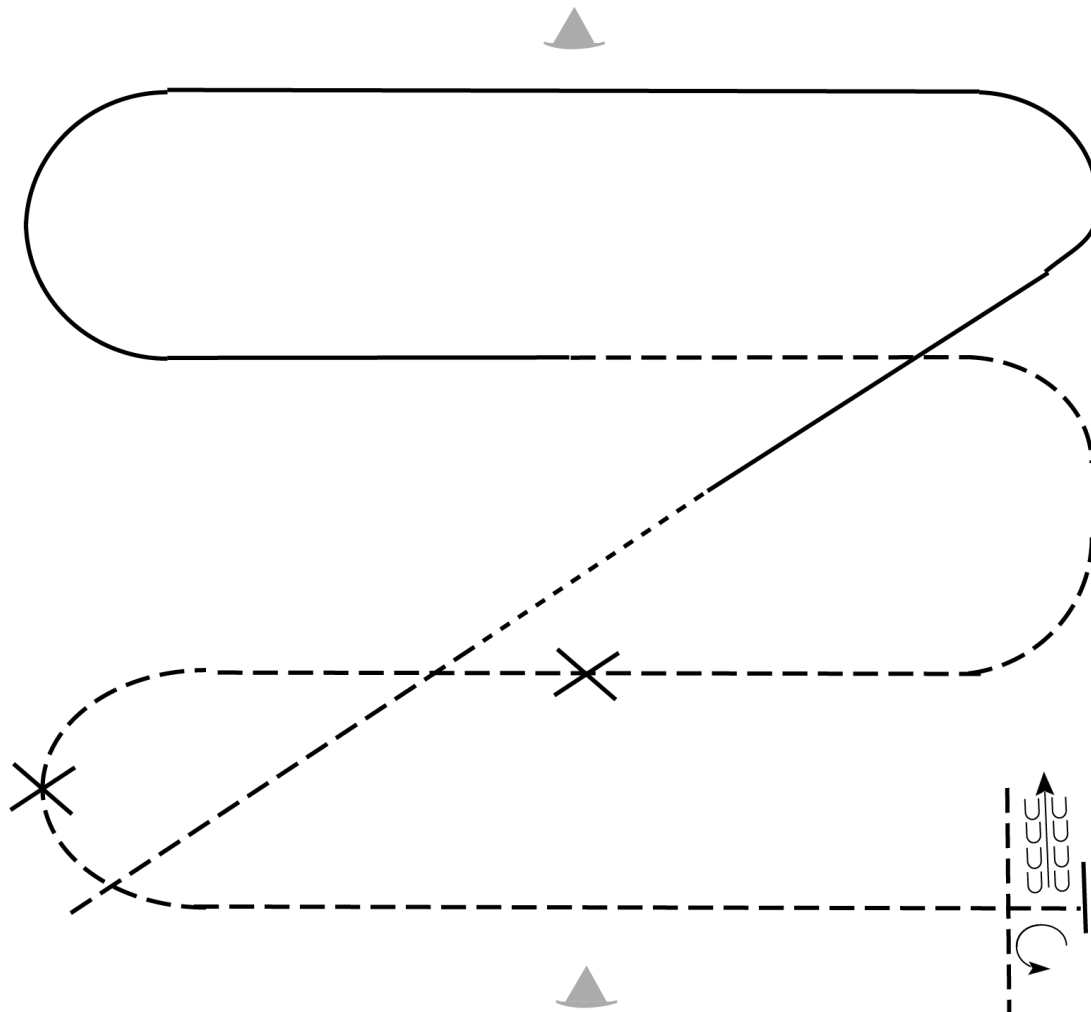
6th Annual Texas Feathered Horse Classic

All WTC English Equitation

Show Date: 11-11-2017

w w w . H o r s e S h o w P a t t e r n s . c o m

w w w . H o r s e S h o w P a t t e r n s . c o m



Keep pattern between markers as shown.

1. Sitting trot then walk several strides.
2. Canter left lead around to center of pattern.
3. Posting trot on the left diagonal then sitting trot (at X).
4. Posting trot on the right diagonal (at X).
5. Halt and perform a 3/4 turn on the forehand left.
6. Back approximately 2 horse lengths then exit at a trot.

Walk	-----
Trot	- - - - -
Extended Trot	—————
Canter	—————
Leg Yield	
Lead Change	↘ ↙
Back	← ← ← ← ←
Marker	ⓑ
Sidepass	← →
Hand Gallop	—————

[HSE/1-112]

Pattern Provided by:

FHC Judges