

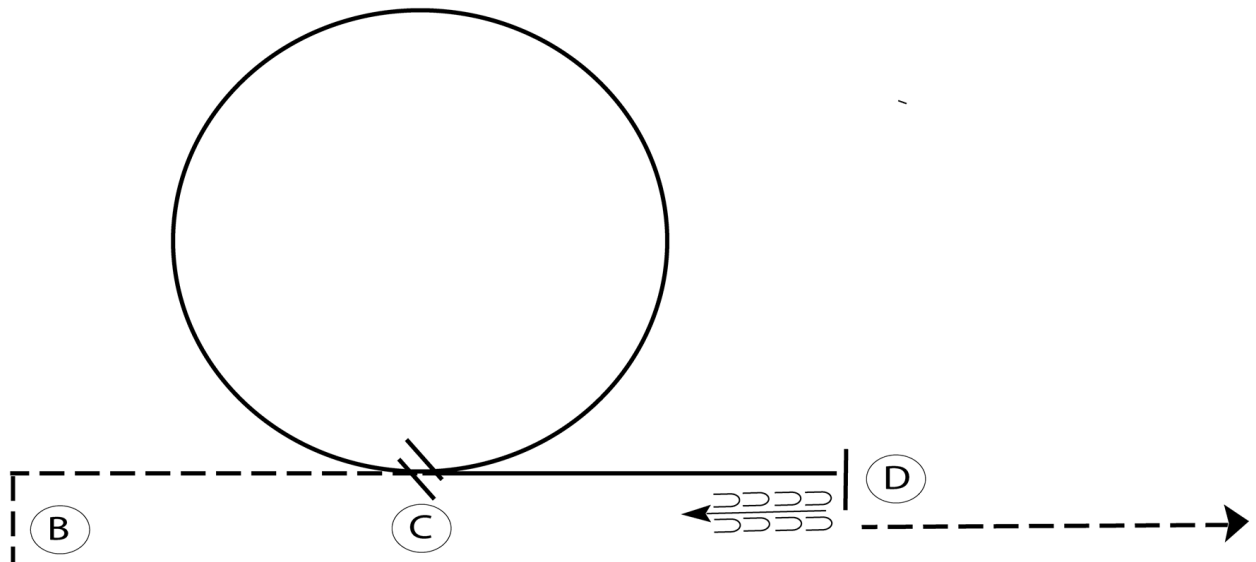
# 7th Annual Florida Feathered Horse Classic

## All WJL Western Equitation

Show Date: 01-19-2018

www.HorseShowPatterns.com

www.HorseShowPatterns.com



(A)

Be ready before A.

1. Walk to A.
2. Jog around B and to C.
3. At C, lope a circle to the left on the left lead.
4. Change leads at C and lope to D.
5. Stop and back approximately one horse length.
6. Jog to exit.

Follow the instructions of your ring steward.

- Walk
- Jog
- Extended Jog
- Lope
- Leg Yield
- Lead Change
- Back
- Marker
- Sidepass

[WH/1-65]

Pattern Provided by:  
*FHC Judges*

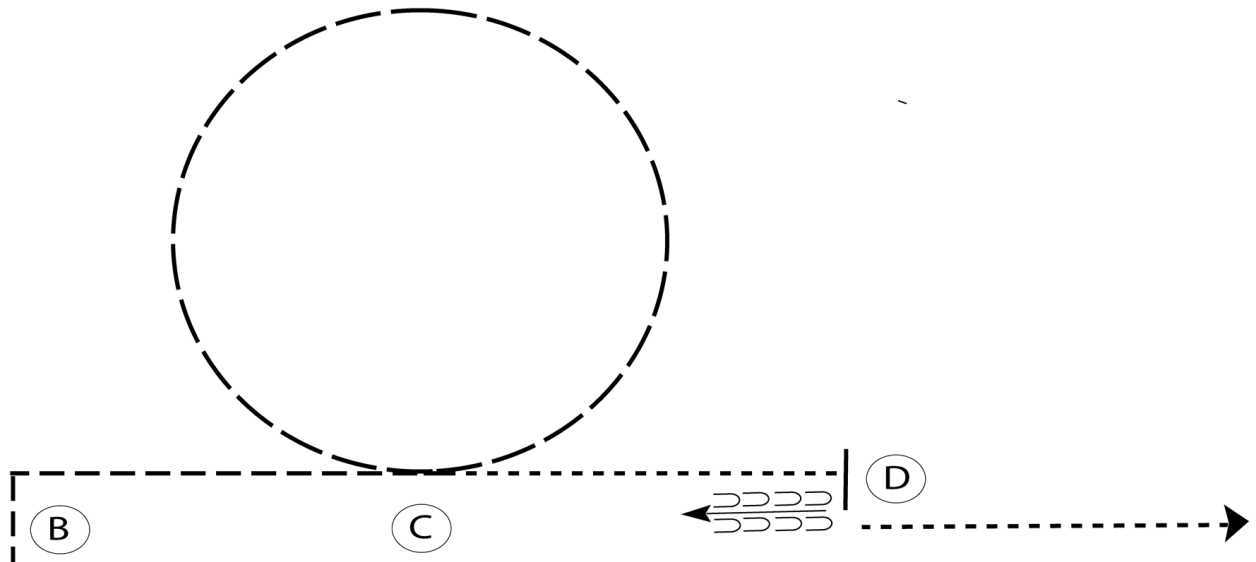
# 7th Annual Florida Feathered Horse Classic

## All WJ Western Equitation

Show Date: 01-19-2018

w w w . H o r s e S h o w P a t t e r n s . c o m

w w w . H o r s e S h o w P a t t e r n s . c o m



Be ready before A.

1. Walk to A.
2. Jog around B and to C.
3. Extend the jog in a circle to the left.
4. Walk at C and to D.
5. Stop and back approximately one horse length.
6. Walk to exit.

Follow the instructions of your ring steward.

<b>Walk</b>	-----
<b>Jog</b>	-----
<b>Extended Jog</b>	-----
<b>Lope</b>	—————
<b>Leg Yield</b>	
<b>Lead Change</b>	—/—
<b>Back</b>	←←←←← ←←←←←
<b>Marker</b>	Ⓟ
<b>Sidepass</b>	←-----→

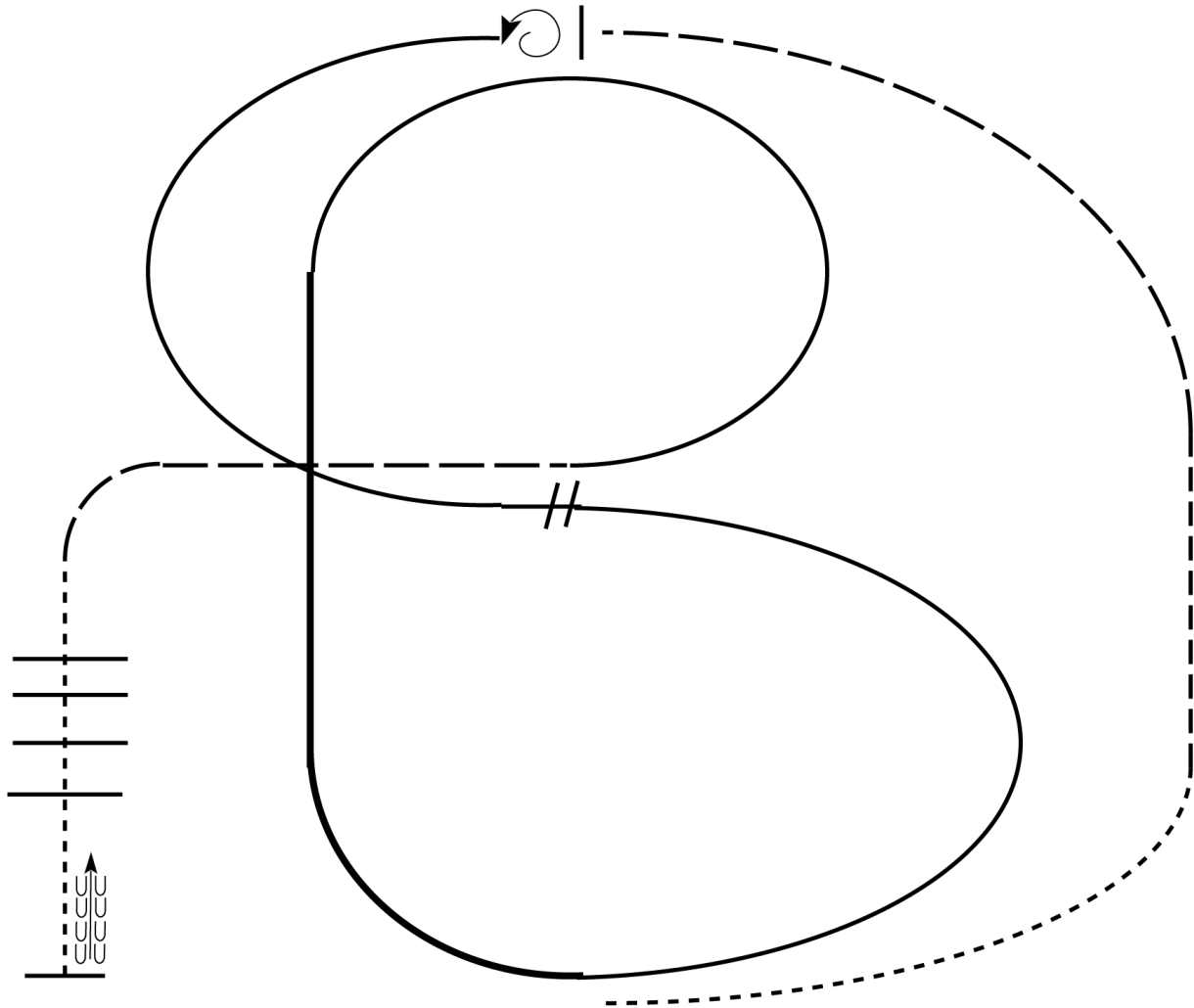
[WH/WT-65]

**Pattern Provided by:**  
*FHC Judges*

# 7th Annual Florida Feathered Horse Classic

Ranch Riding (For WJ jog for lope ext jog for ext lope)

Show Date: 01-19-2018



1. Walk
2. Trot
3. Extend the trot, at the top of the arena, stop
4. 360 degree turn to the left
5. Left lead 1/2 circle, lope to the center
6. Change leads (simple or flying)
7. Right lead 1/2 circle
8. Extended lope up the long side of arena (right lead)
9. Collect back to a lope around the top of the arena and back to center
10. Break down to an extended trot
11. Walk over poles.
12. Stop and back

<b>Walk</b>	-----
<b>Jog</b>	- - - - -
<b>Extended Jog</b>	-----
<b>Lope</b>	
<b>Lead Change</b>	///
<b>Back</b>	←
<b>Marker</b>	(B)

[RR/1]

Pattern Provided by:

*FHC Judges*

w w w . H o r s e S h o w P a t t e r n s . c o m

w w w . H o r s e S h o w P a t t e r n s . c o m

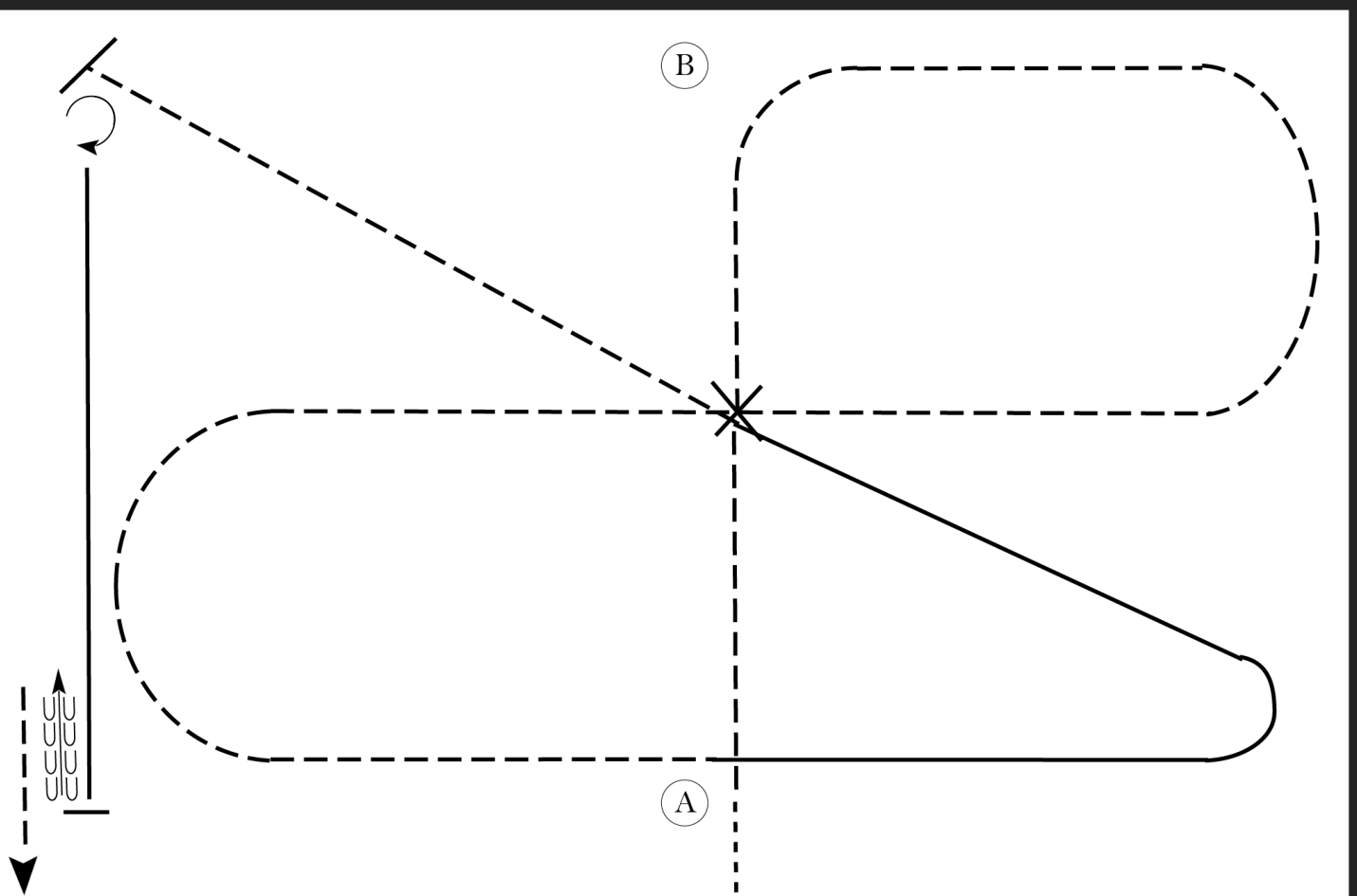
# 7th Annual Florida Feathered Horse Classic

## All WTC English Equitation

Show Date: 01-19-2018

www.HorseShowPatterns.com

www.HorseShowPatterns.com



Be ready before A.

1. Walk to A then trot on right diagonal to center.
2. Change diagonals in center and trot on left diagonal around to center of pattern.
3. Change diagonals in center of arena (at X) and continue trot.
4. Canter left lead to center of arena.
5. Sitting trot to corner.
6. Halt and perform a turn on forehand to the right until straight with arena (approximately 5/8 turn).  
Canter right lead until even with A.
7. Halt and back approximately one horse length.  
Exit at a trot.

Walk	-----
Trot	- - - - -
Extended Trot	-----
Canter	—————
Leg Yield	
Lead Change	↙ ↘
Back	← ← ← ← ←
Marker	⊙
Sidepass	← →
Hand Gallop	-----

[HSE/1-113]

Pattern Provided by:

*FHC Judges*

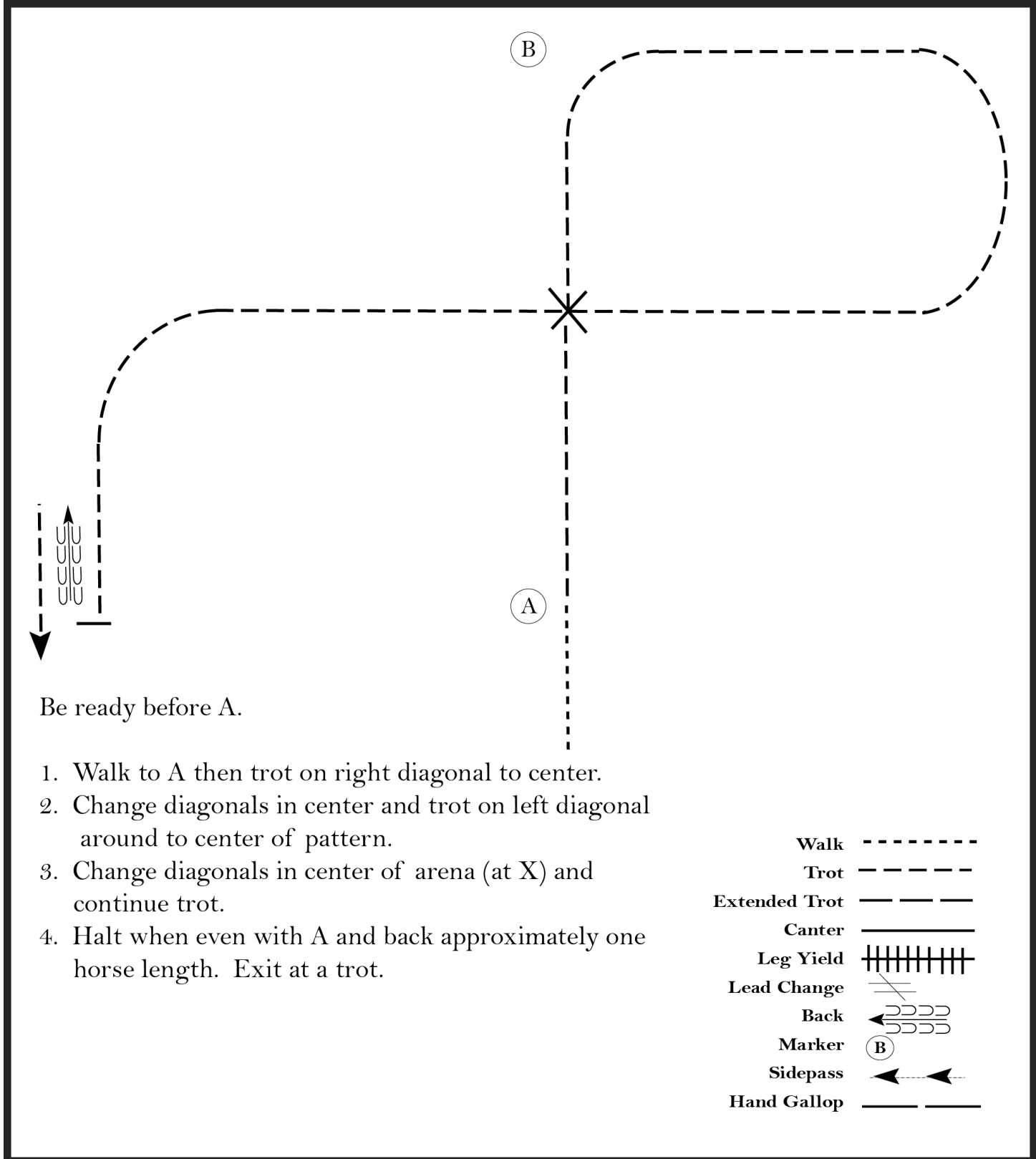
# 7th Annual Florida Feathered Horse Classic

## All WT English Equitation

Show Date: 01-19-2018

w w w . H o r s e S h o w P a t t e r n s . c o m

w w w . H o r s e S h o w P a t t e r n s . c o m



Be ready before A.

1. Walk to A then trot on right diagonal to center.
2. Change diagonals in center and trot on left diagonal around to center of pattern.
3. Change diagonals in center of arena (at X) and continue trot.
4. Halt when even with A and back approximately one horse length. Exit at a trot.

Walk	-----
Trot	- - - - -
Extended Trot	- - - - -
Canter	—————
Leg Yield	
Lead Change	↙ ↘
Back	← ← ← ← ←
Marker	(B)
Sidepass	← - - - - →
Hand Gallop	—————

[HSE/WT-113]

Pattern Provided by:

*FHC Judges*

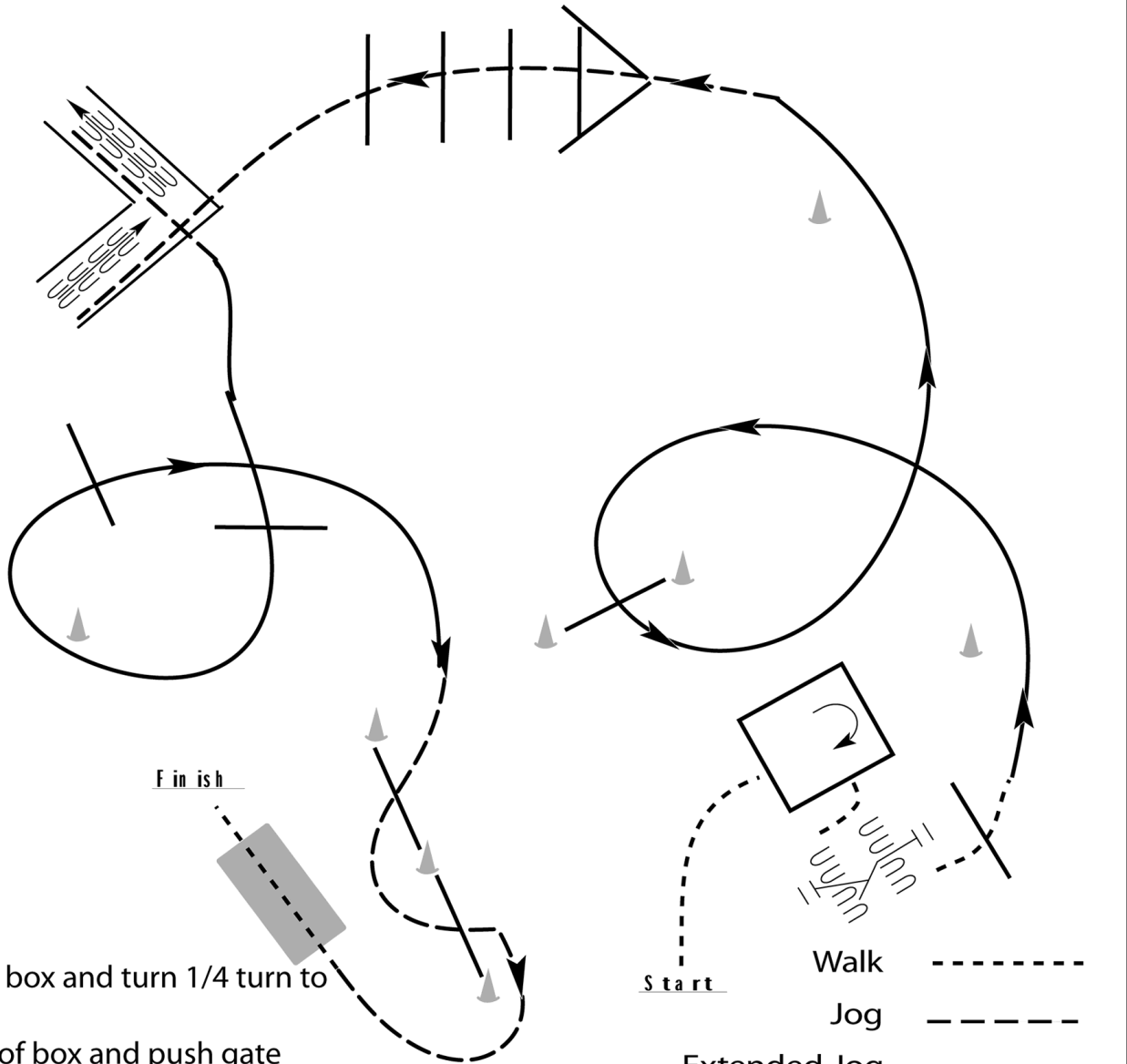
# 7th Annual Florida Feathered Horse Classic

## Trail WJL

Show Date: 01-19-2018

w w w . H o r s e S h o w P a t t e r n s . c o m

w w w . H o r s e S h o w P a t t e r n s . c o m



1. Walk into box and turn 1/4 turn to the right
2. Walk out of box and push gate with left hand
3. Walk over pole then lope on the left lead over pole
4. Jog over poles and into chute
5. Back the L
6. Jog out of chute then lope over poles on the right lead
7. Jog over poles
8. Walk over bridge to finish

Walk	.....
Jog	-----
Extended Jog	-----
Lope	—————
Leg Yield	
Lead Change	///
Back	←←←←
Marker	(B)
Sidepass	←←←←

[T/1-14]

Pattern Provided by:  
*FHC Judges*

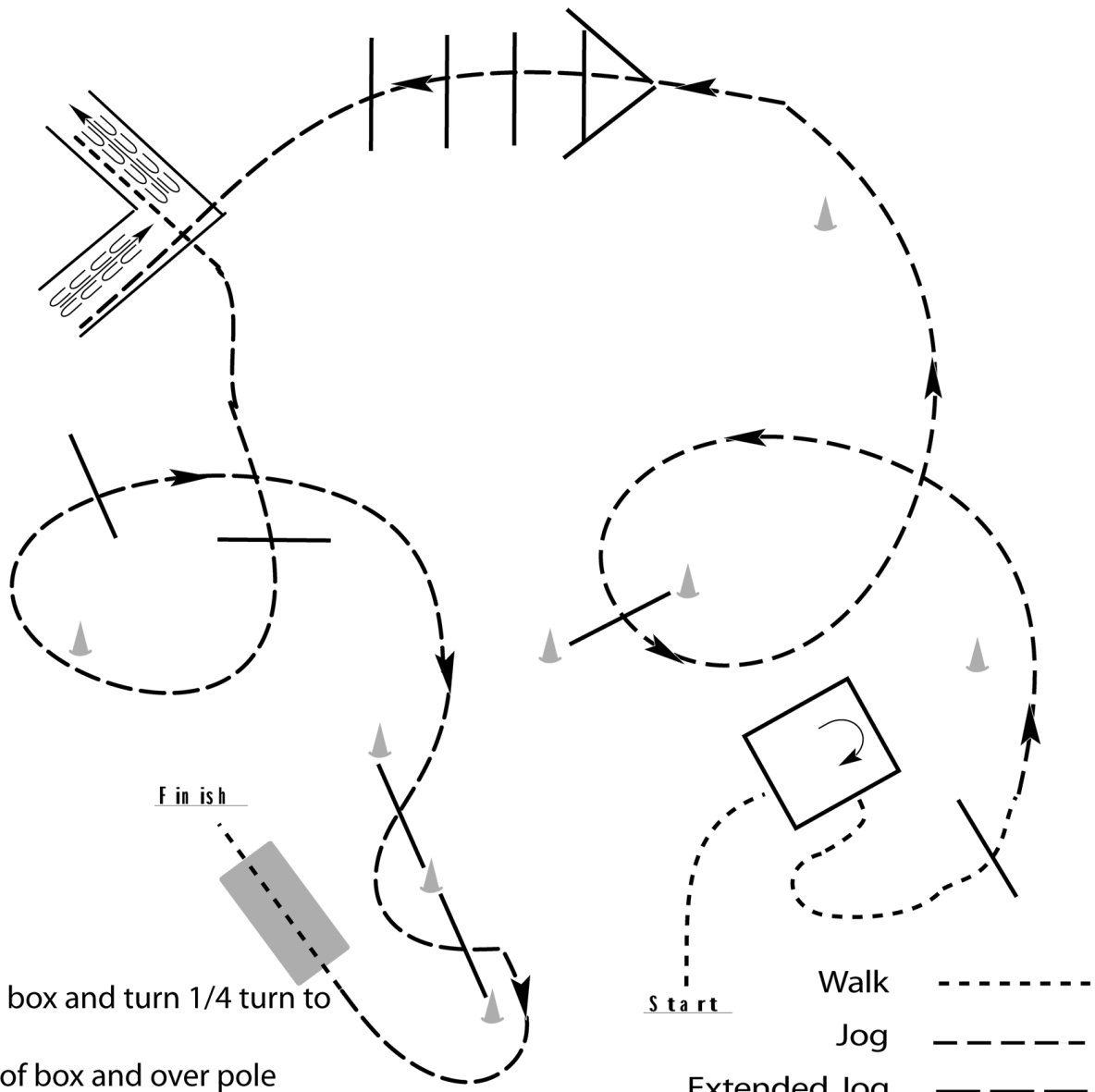
# 7th Annual Florida Feathered Horse Classic

## All In Hand & WJ Trail

Show Date: 01-19-2018

w w w . H o r s e S h o w P a t t e r n s . c o m

w w w . H o r s e S h o w P a t t e r n s . c o m



1. Walk into box and turn 1/4 turn to the right
2. Walk out of box and over pole
3. Jog over poles and into chute
4. Back the L
5. Walk out of chute then jog over poles
6. Walk over bridge to finish

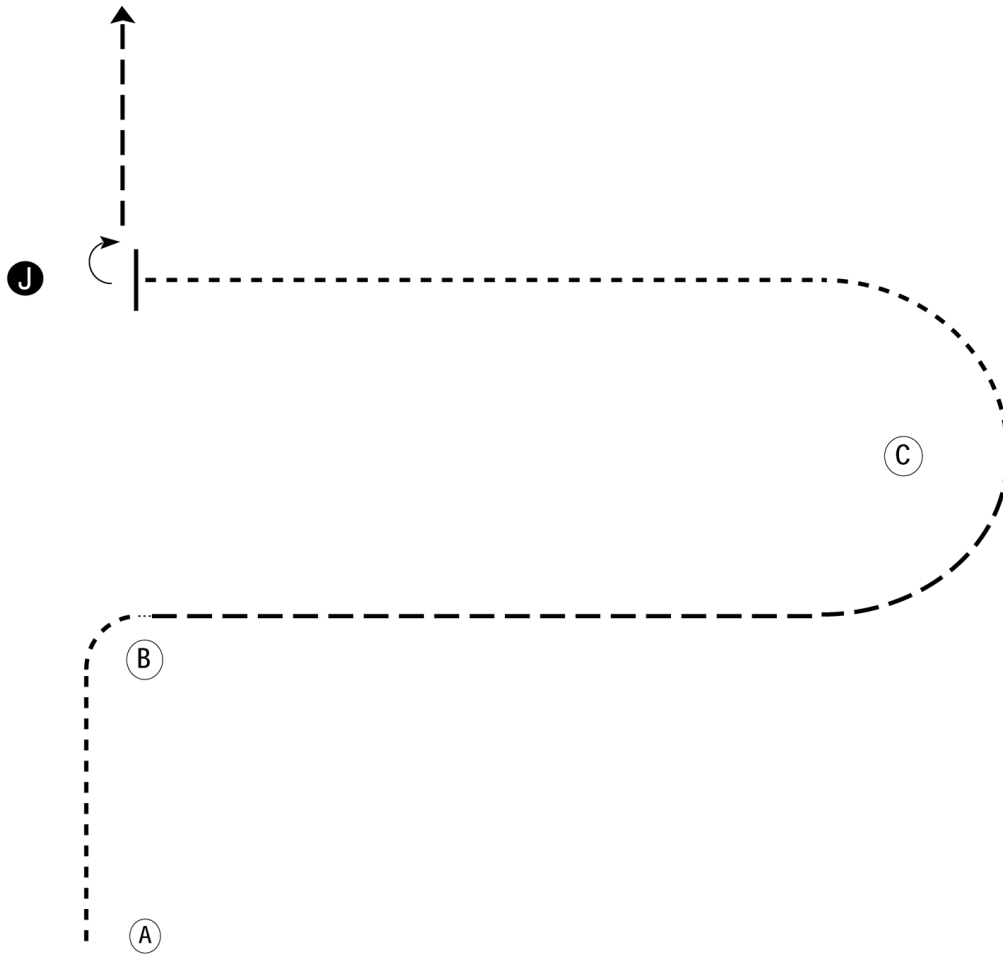
Walk	-----
Jog	- - - - -
Extended Jog	- - - - -
Lope	—————
Leg Yield	
Lead Change	///
Back	←←←←←
Marker	(B)
Sidepass	←-----→

[T/WT-14]

Pattern Provided by:  
*FHC Judges*

# 7th Annual Florida Feathered Horse Classic All Showmanship

Show Date: 01-19-2018



Be ready at A.

1. Walk to and around B.
2. Trot from B to C.
3. Walk from C to the judge.
4. Stop and set up for inspection.
5. When dismissed perform a 90 degree turn.
6. Trot to the line-up.

Follow the instructions of your ring steward.

Walk	-----
Trot	- - - - -
Back	←
Marker	ⓑ
Judge	ⓐ

[S/WT-28]

Pattern Provided by:

*FHC Judges*