



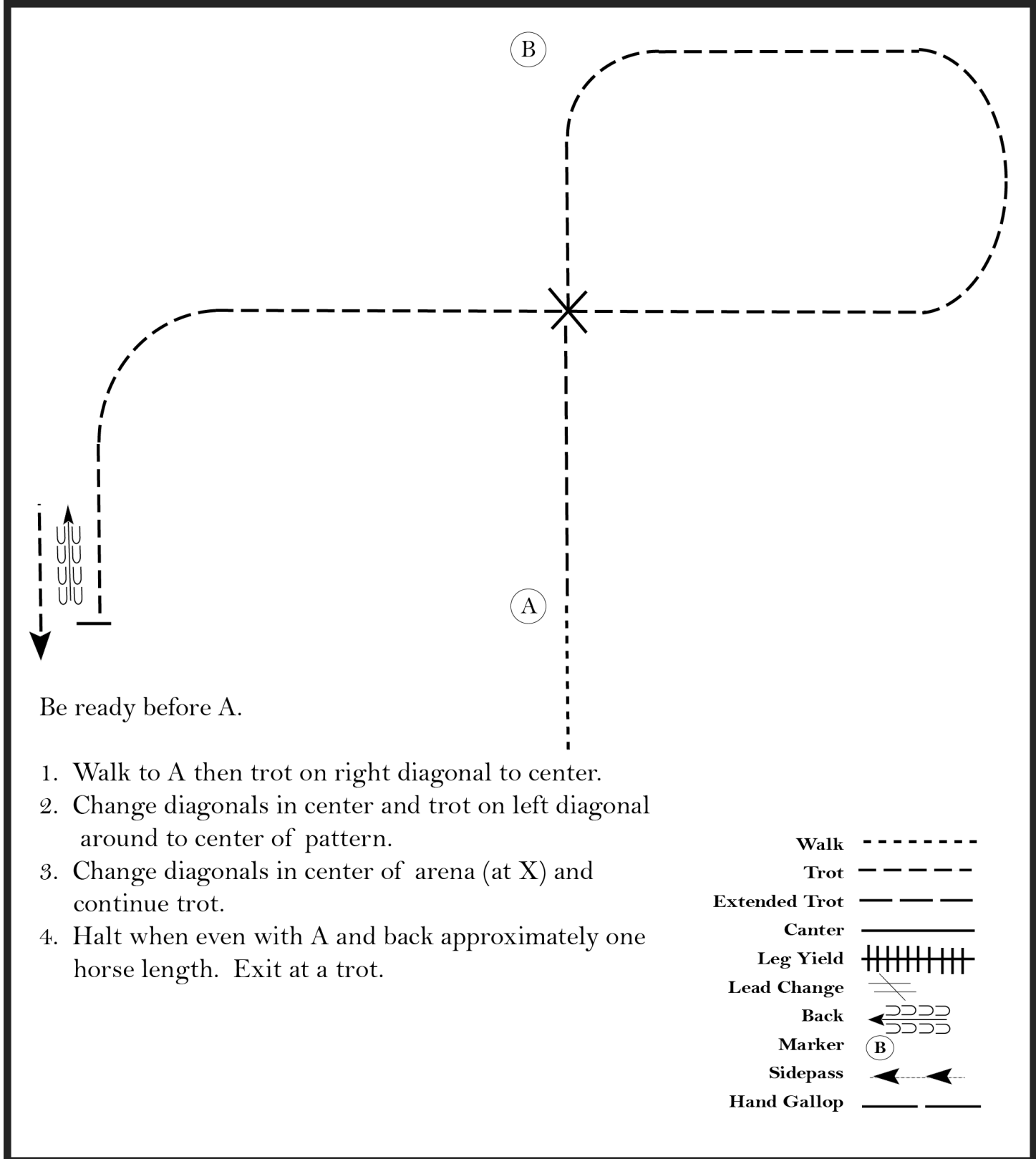
# 8th Annual Florida Feathered Horse Classic

## Youth & Amateur English Equitation W/T

Show Date: 01-11-2019

w w w . H o r s e S h o w P a t t e r n s . c o m

w w w . H o r s e S h o w P a t t e r n s . c o m



Be ready before A.

1. Walk to A then trot on right diagonal to center.
2. Change diagonals in center and trot on left diagonal around to center of pattern.
3. Change diagonals in center of arena (at X) and continue trot.
4. Halt when even with A and back approximately one horse length. Exit at a trot.

Walk	-----
Trot	- - - - -
Extended Trot	-----
Canter	—————
Leg Yield	
Lead Change	↙ ↘
Back	← ← ← ← ←
Marker	⊙ B
Sidepass	← — — — — →
Hand Gallop	-----

[HSE/WT-113]

Pattern Provided by:

*Julie Usoff*

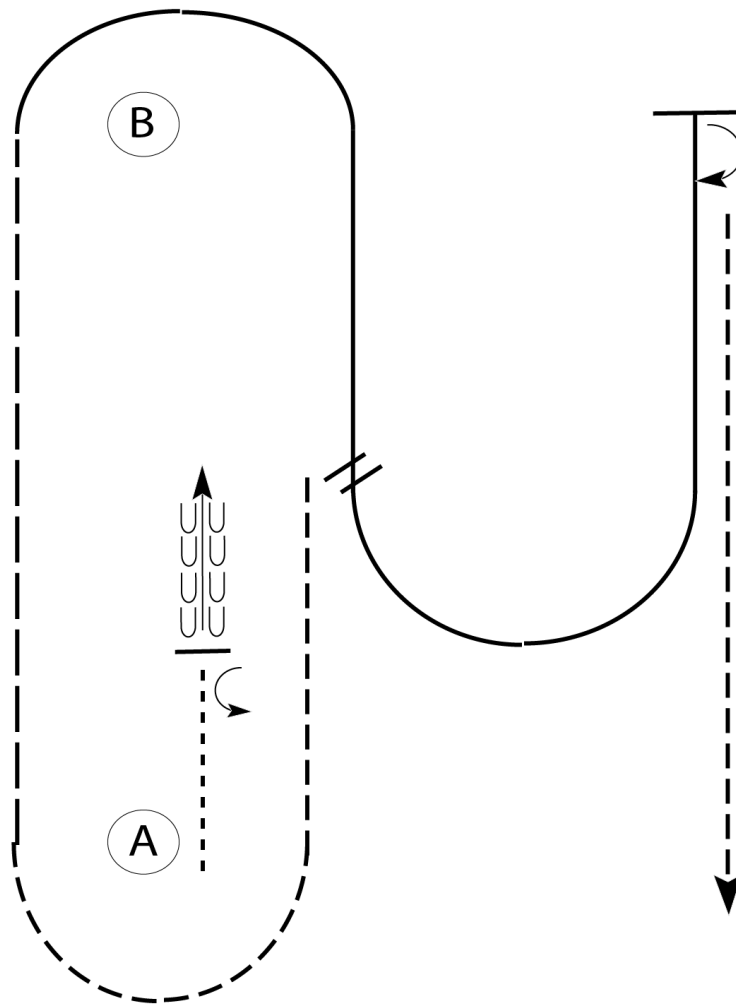
# 8th Annual Florida Feathered Horse Classic

## Youth & Amateur WJL Western Equitation

Show Date: 01-11-2019

w w w . H o r s e S h o w P a t t e r n s . c o m

w w w . H o r s e S h o w P a t t e r n s . c o m



Be ready at A.

1. Walk approximately two horse lengths forward.  
Stop and perform a 1/2 turn left.
2. Back approximately two horse lengths then jog to and around A.
3. Extend the jog to B.
4. Right lead lope around B and halfway to A.
5. Perform a simple lead change and lope a half circle until even with B.
6. Stop and perform a 180 degree turn to the right and jog to finish.

<b>Walk</b>	-----
<b>Jog</b>	- - - - -
<b>Extended Jog</b>	— — — — —
<b>Lope</b>	
<b>Lead Change</b>	⋈
<b>Back</b>	← ← ← ← ←
<b>Marker</b>	Ⓚ

[WH/1-118]

**Pattern Provided by:**  
*Julie Usoff*

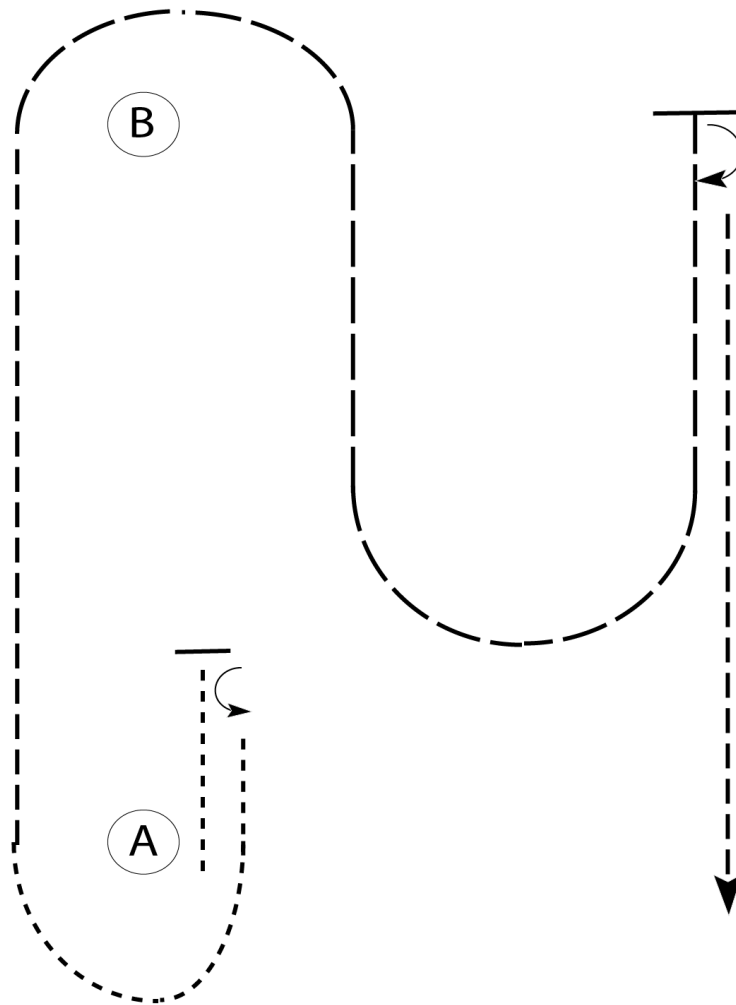
# 8th Annual Florida Feathered Horse Classic

## Youth & Amateur WJ Western Equitation

Show Date: 01-11-2019

w w w . H o r s e S h o w P a t t e r n s . c o m

w w w . H o r s e S h o w P a t t e r n s . c o m



Be ready at A.

1. Walk approximately two horse lengths forward.  
Stop and perform a 1/2 turn left.
2. Walk to and around A.
3. Jog to B.
4. Extend the jog as shown until even with B.  
until even with B.
5. Stop and perform a 180 degree turn to the  
right and jog to finish.

Walk	-----
Jog	- - - - -
Extended Jog	— — — —
Lope	
Lead Change	⌘
Back	← ← ← ← ←
Marker	Ⓚ

[WH/WT-118]

Pattern Provided by:

*Julie Usoff*

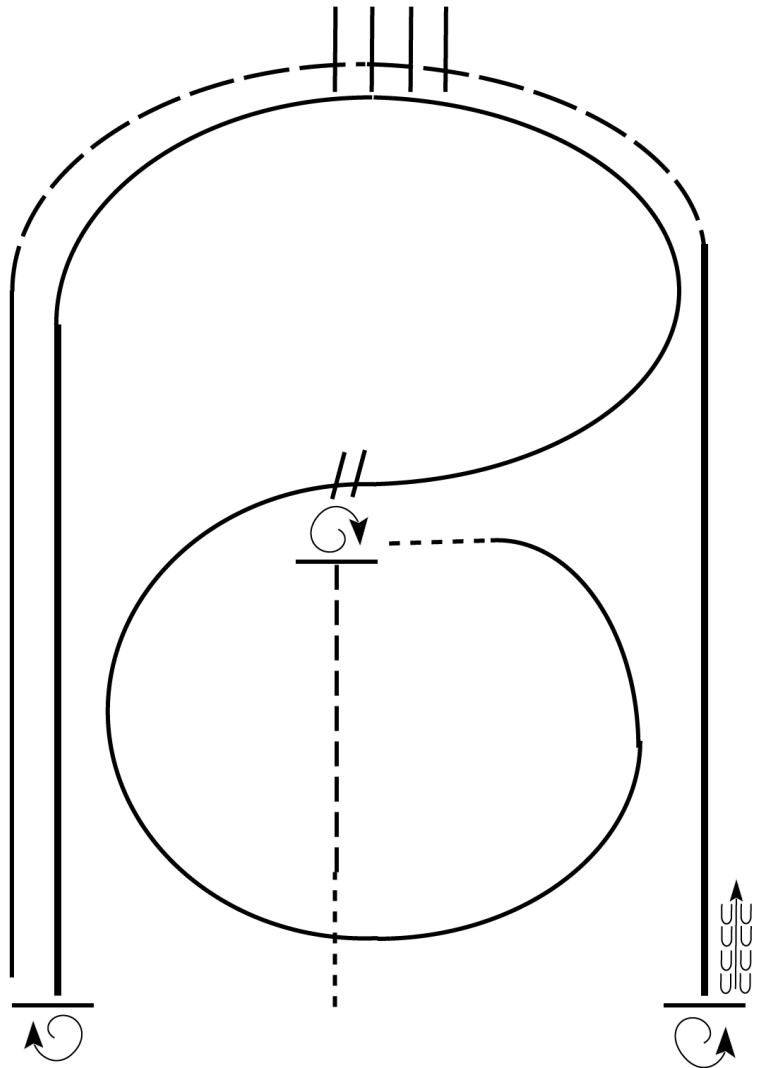
# 8th Annual Florida Feathered Horse Classic

for W/J Please jog for lope & extend jog (for extended lope)

Show Date: 01-11-2019

www.HorseShowPatterns.com

www.HorseShowPatterns.com



1. Walk
2. Jog
3. Stop, do a 1 1/4 turn to the right
4. Walk. Then, lope small circle on the right lead
5. Change leads, (simple or flying) lope left lead around end of the arena
6. Extend the lope on the left lead
7. Stop, do a 2 1/2 turns right
8. Lope straight on the right lead
9. Extend the jog around end of the arena across poles/logs
10. Extend the lope on right lead
11. Stop, do 2 turns left
12. Back

Walk	-----
Jog	- - - - -
Extended Jog	— — — —
Lope	—————
Lead Change	⧘
Back	←←←←←
Marker	(B)

[RR/6]

Pattern Provided by:  
*Julie Usoff*

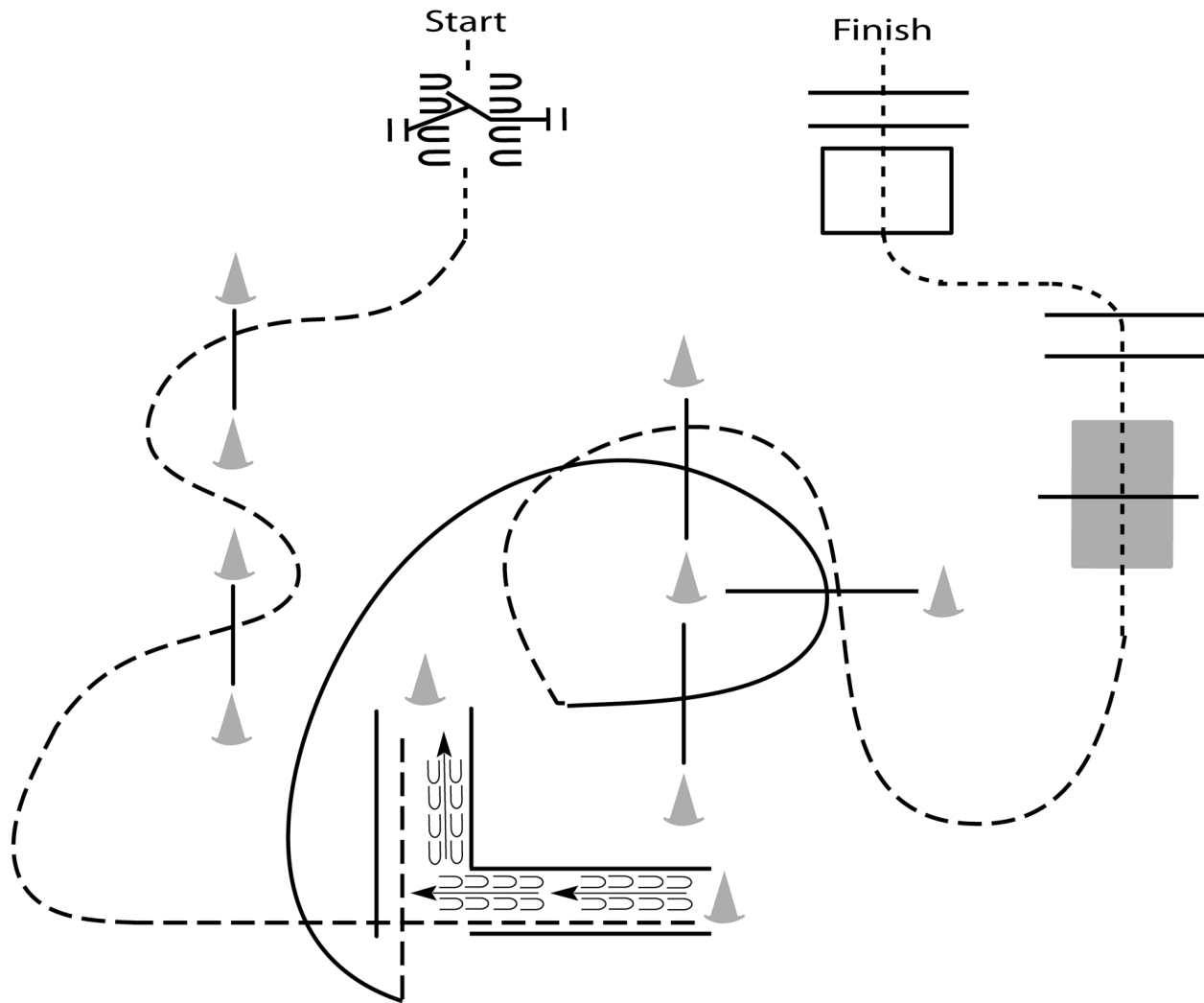
# 8th Annual Florida Feathered Horse Classic

## WTC/WJL Trail (Class #52)

Show Date: 01-11-2019

w w w . H o r s e S h o w P a t t e r n s . c o m

w w w . H o r s e S h o w P a t t e r n s . c o m



1. Walk to and work gate with right hand.
2. Jog through cones, over poles and into chute.
3. Back the L.
4. Jog out of chute. Lope over poles on the right lead as shown.
5. Break to a jog and jog over poles and to bridge.
6. Walk over bridge and poles to box.
7. Walk through box and over elevated poles to finish.

<b>Walk</b>	-----
<b>Jog</b>	- - - - -
<b>Extended Jog</b>	- - - - -
<b>Lope</b>	—————
<b>Leg Yield</b>	
<b>Lead Change</b>	— / —
<b>Back</b>	← ← ←
<b>Marker</b>	Ⓚ
<b>Sidepass</b>	←-----→

[T/1-48]

**Pattern Provided by:**  
*Julie Usoff*

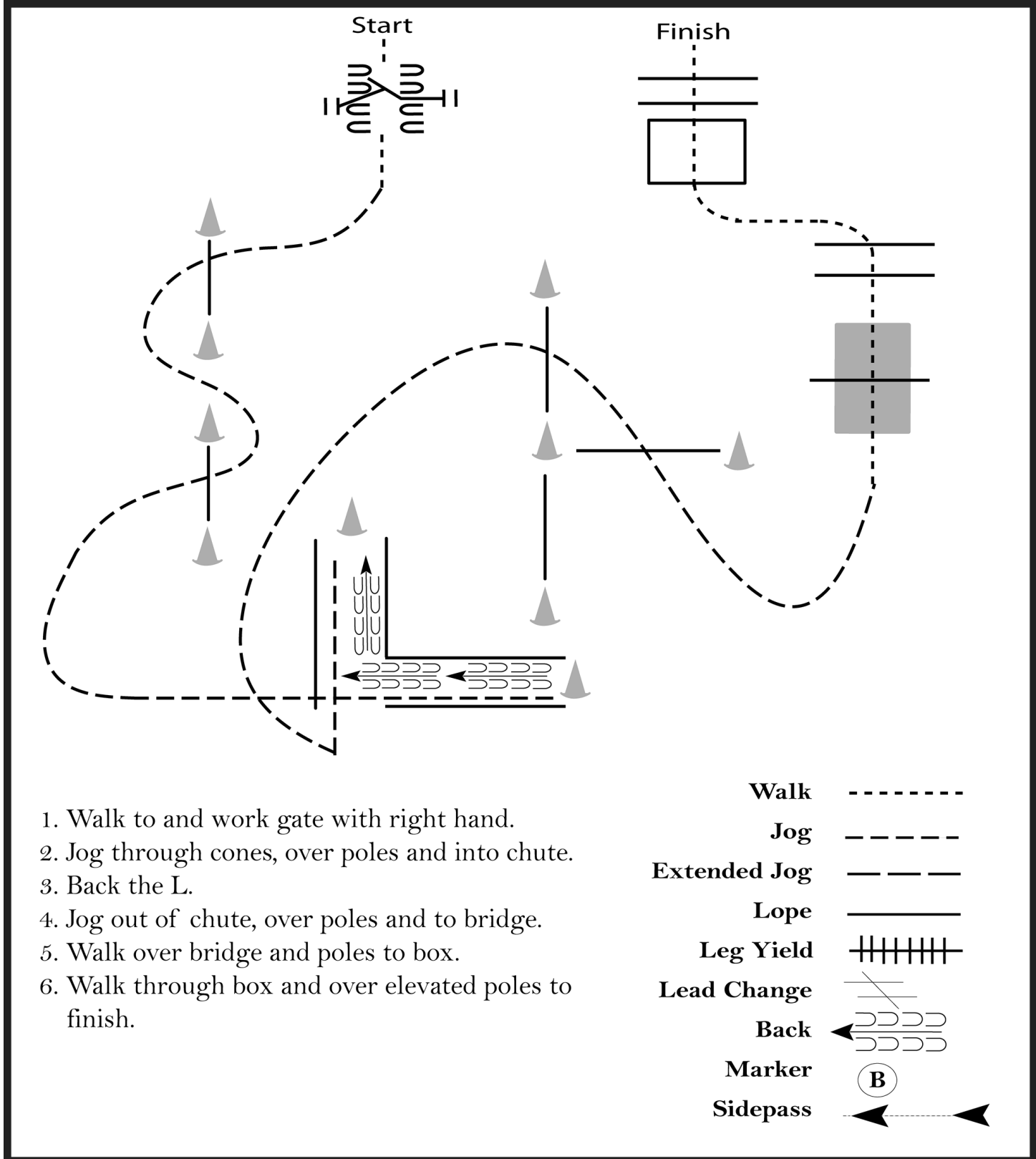
# 8th Annual Florida Feathered Horse Classic

All In Hand Trail & All WJ/WT Trail (Class #44, 45, 46, 47, 48, 49, 50, 51)

Show Date: 01-11-2019

w w w . H o r s e S h o w P a t t e r n s . c o m

w w w . H o r s e S h o w P a t t e r n s . c o m



1. Walk to and work gate with right hand.
2. Jog through cones, over poles and into chute.
3. Back the L.
4. Jog out of chute, over poles and to bridge.
5. Walk over bridge and poles to box.
6. Walk through box and over elevated poles to finish.

<b>Walk</b>	.....
<b>Jog</b>	-----
<b>Extended Jog</b>	- - - - -
<b>Lope</b>	—————
<b>Leg Yield</b>	
<b>Lead Change</b>	///
<b>Back</b>	←←←
<b>Marker</b>	ⓑ
<b>Sidepass</b>	←---→

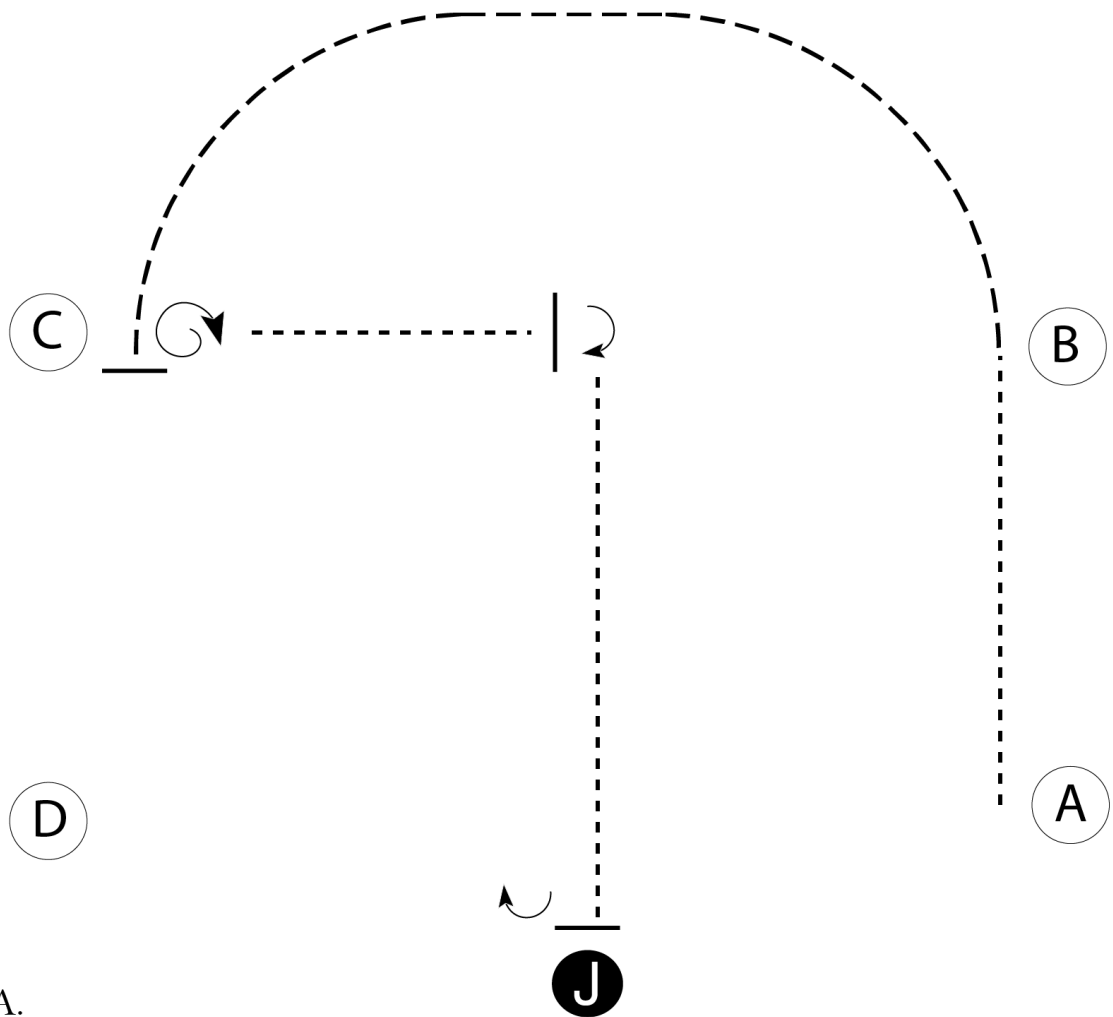
[T/WT-48]

**Pattern Provided by:**  
*Julie Usoff*

# 8th Annual Florida Feathered Horse Classic

## Youth & Amateur Showmanship

Show Date: 01-11-2019



Be ready at A.

1. Walk from A to B then trot in an arc from B to C.
2. Stop and perform a 270 degree turn, then walk, and stop.
3. Perform a 90 degree turn and walk to Judge and stop.
4. Set up for inspection.
5. When dismissed, perform a 90 degree turn and trot to exit.
6. Pattern is complete.

Walk	-----
Trot	- - - - -
Back	← ⊞ ⊞ ⊞ ⊞
Marker	⊞
Judge	⊞

[S/WT-96]

Pattern Provided by:  
*Julie Usoff*

w w w . H o r s e S h o w P a t t e r n s . c o m

w w w . H o r s e S h o w P a t t e r n s . c o m