

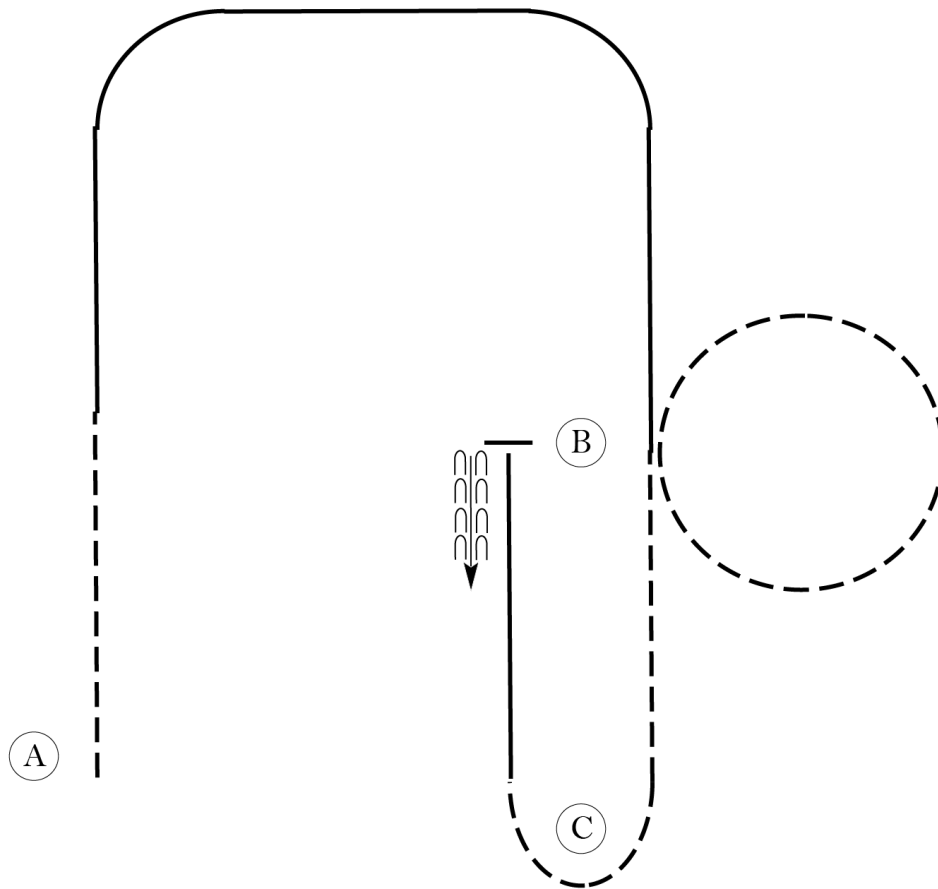
Gypsy National Championship Show

Non Pro English Equitation WTC

Show Date: 11-04-2020

w w w . H o r s e S h o w P a t t e r n s . c o m

w w w . H o r s e S h o w P a t t e r n s . c o m



Be ready at A.

1. Trot on the left diagonal.
2. Canter on the right lead to B.
3. Trot a circle to the left on the correct diagonal.
4. Continue halfway to C in a 2 point position.
5. Sitting trot to and around C.
6. Canter left lead to B.
7. Stop and back.

Walk	-----
Trot	- - - - -
Extended Trot	— — — — —
Canter	—————
Leg Yield	
Lead Change	↙ ↘
Back	← ← ← ← ←
Marker	⊙
Sidepass	← — — — — →
Hand Gallop	— — — — —

[HSE/3-107]

Pattern Provided by:

FHC Judges

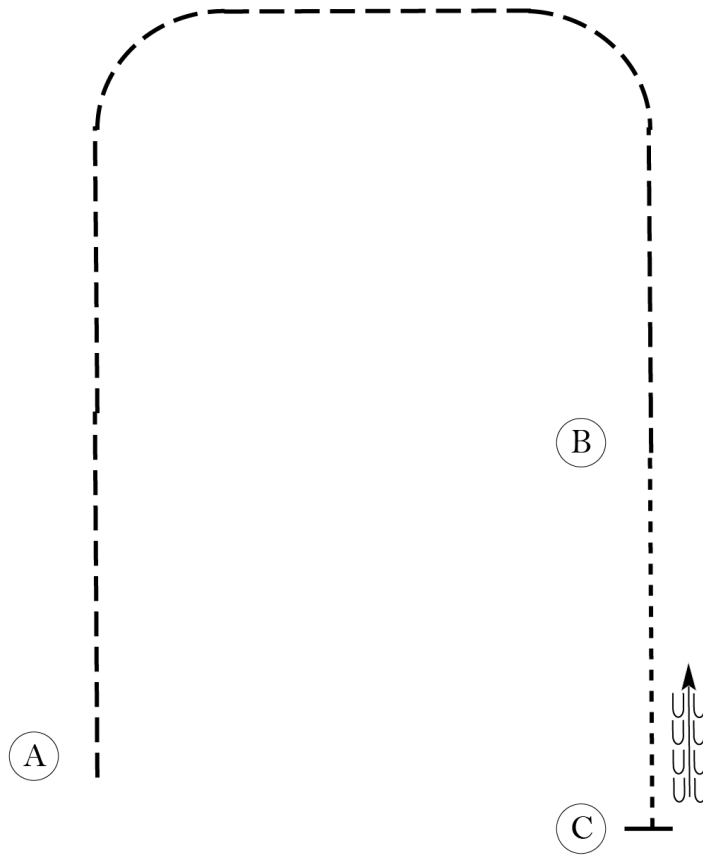
Gypsy National Championship Show

Non Pro English Equitation

Show Date: 11-04-2020

w w w . H o r s e S h o w P a t t e r n s . c o m

w w w . H o r s e S h o w P a t t e r n s . c o m



Be ready at A.

1. Trot on the right diagonal to the corner.
2. Change diagonals and trot on the left diagonal around to B.
3. Walk to C.
4. Stop at C and back approximately one horse length.

Walk	-----
Trot	- - - - -
Extended Trot	— — — — —
Canter	—————
Leg Yield	
Lead Change	— / —
Back	← ← ← ← ←
Marker	(B)
Sidepass	← — — — — →
Hand Gallop	— — — — —

[HSE/WT-107]

Pattern Provided by:

FHC Judges

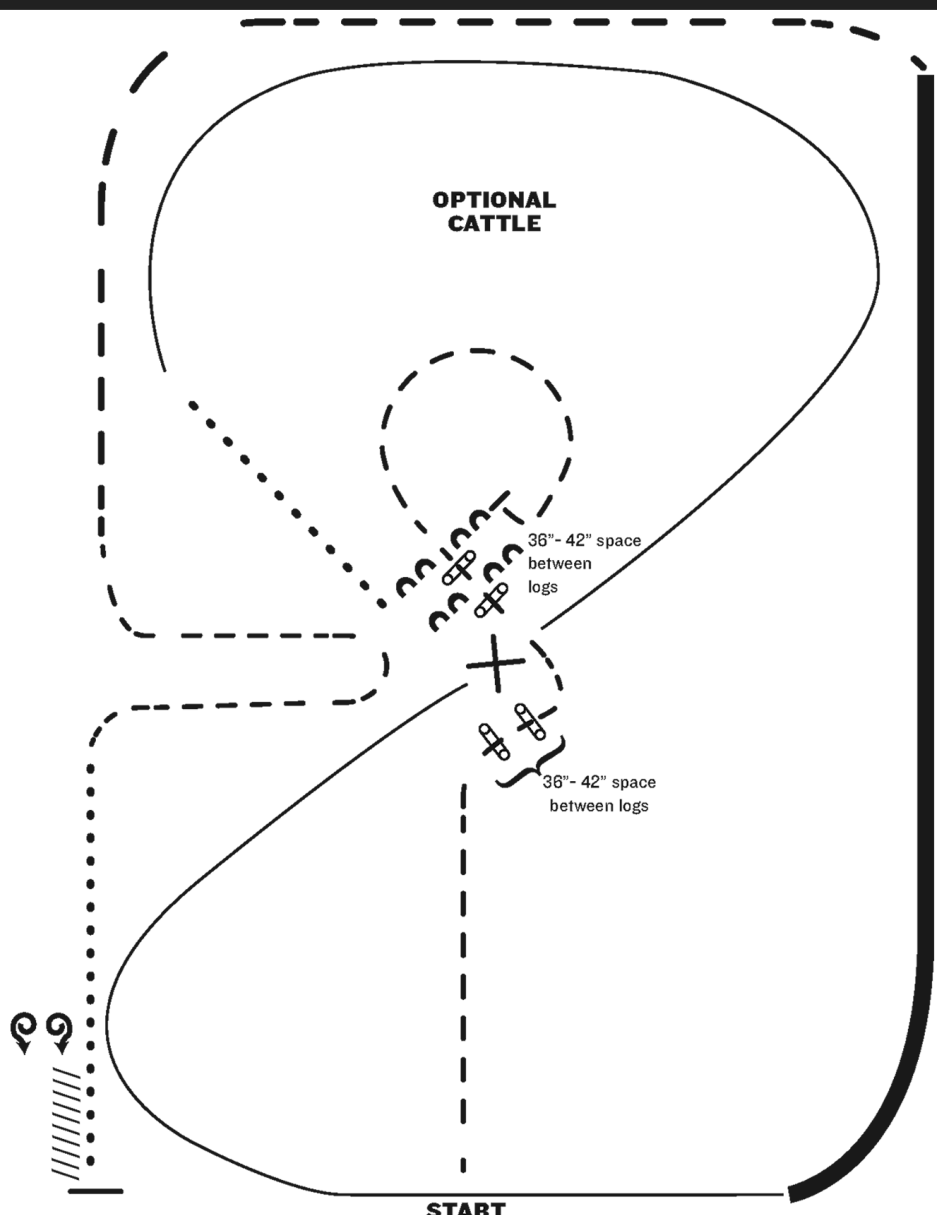
Gypsy National Championship Show

WJ & WJL Ranch Riding (WJ - Jog for Lope and Ex Jog for Ex Lope)

Show Date: 11-04-2020

www.HorseShowPatterns.com

www.HorseShowPatterns.com



1. Trot
2. Trot two sets of logs
3. Trot circle, stop and side pass log left
4. Walk
5. Lope right lead
6. Change leads (simple or flying)
7. Lope left lead
8. Extended lope (left lead)
9. Extended trot
10. Trot
11. Walk
12. Stop and back
13. 360 degree turn each direction (either direction 1st) (L-R or R-L)

Note: The drawn description of this pattern is only intended for the general depiction of the pattern. Exhibitors should utilize the arena space to best exhibit their horses.

[RR/AQHA-9]

Pattern Provided by:

FHC Judges

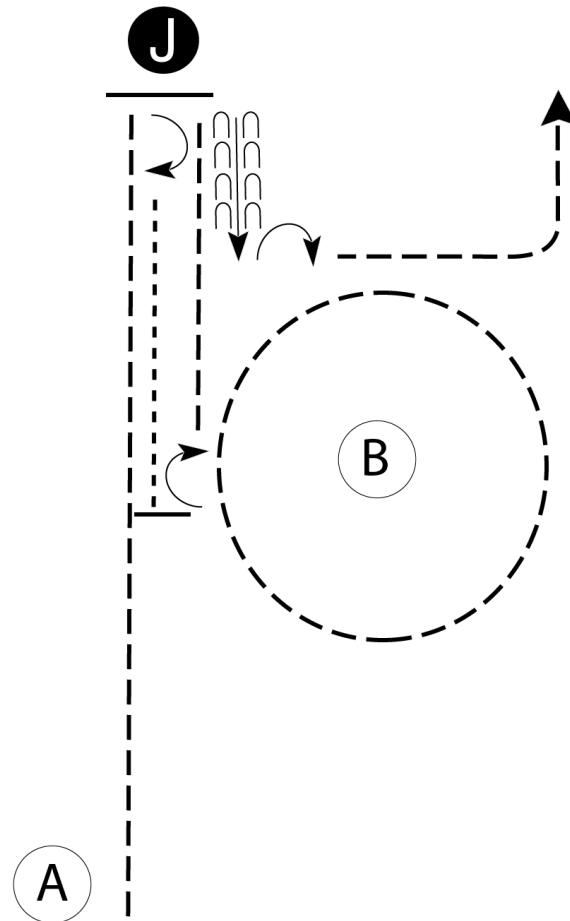
Gypsy National Championship Show

All Showmanship

Show Date: 11-04-2020

w w w . H o r s e S h o w P a t t e r n s . c o m

w w w . H o r s e S h o w P a t t e r n s . c o m



Be ready .

1. When acknowledged, trot from A to judge.
2. Stop and perform a 180 degree turn.
3. Walk to B.
4. Stop and perform a 180 degree turn.
5. Trot a circle around B.
6. Continue to trot to judge.
7. Stop and set up for inspection.
8. When dismissed, back approximately one horse length.
9. Perform a 90 degree turn and trot away.

Walk	-----
Trot	- - - - -
Back	← ← ← ← ←
Marker	ⓑ
Judge	●

Follow the instructions of your ring steward.

[S/3-90]

Pattern Provided by:

FHC Judges

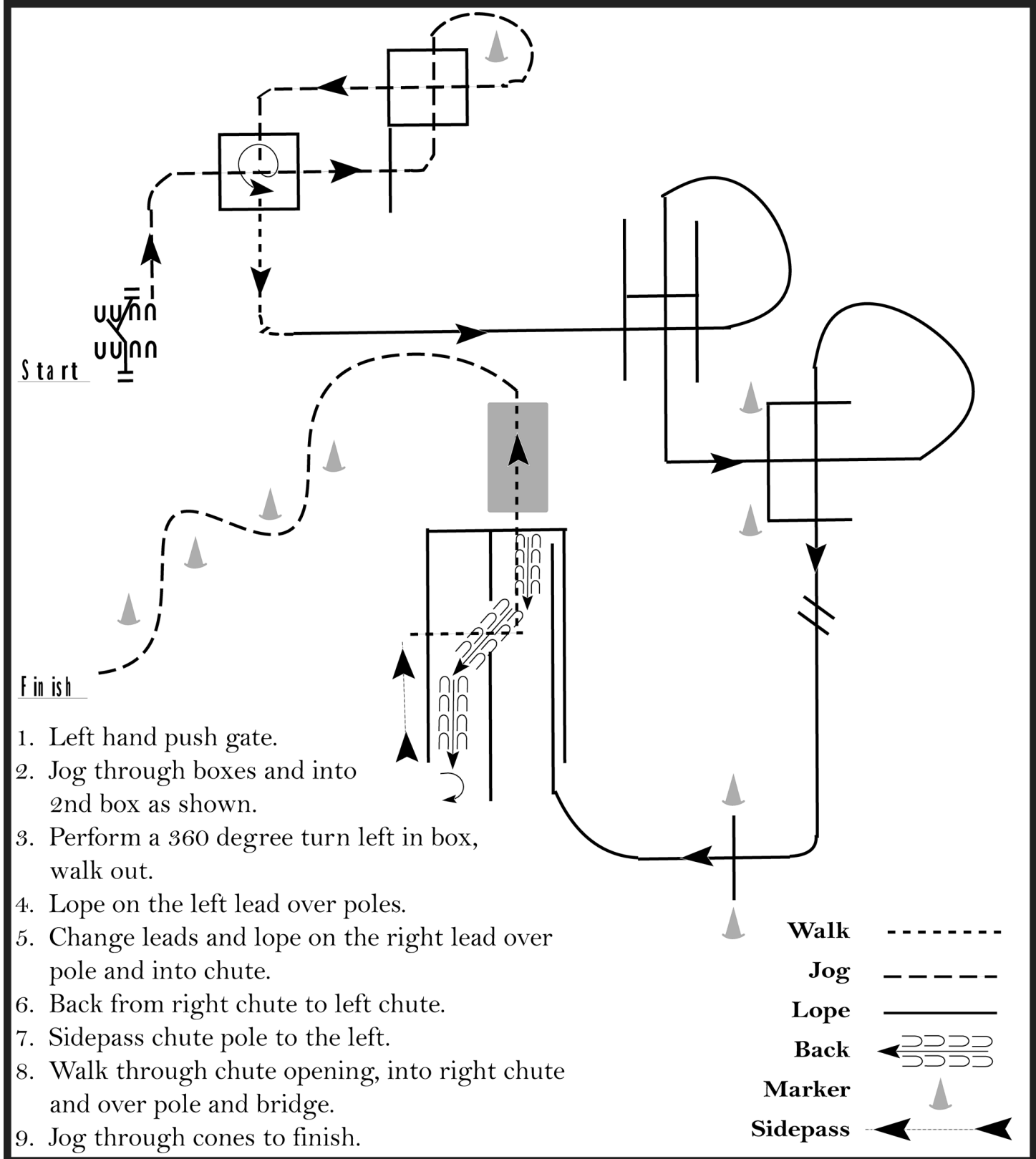
Gypsy National Championship Show

All WJL Trail & WJ Trail (For WJ - Jog for Lope)

Show Date: 11-04-2020

www.HorseShowPatterns.com

www.HorseShowPatterns.com



1. Left hand push gate.
2. Jog through boxes and into 2nd box as shown.
3. Perform a 360 degree turn left in box, walk out.
4. Lope on the left lead over poles.
5. Change leads and lope on the right lead over pole and into chute.
6. Back from right chute to left chute.
7. Sidepass chute pole to the left.
8. Walk through chute opening, into right chute and over pole and bridge.
9. Jog through cones to finish.

Walk
Jog	-----
Lope	————
Back	←————←
Marker	▲
Sidepass	←-----←

[T/3-50]

Pattern Provided by:
FHC Judges

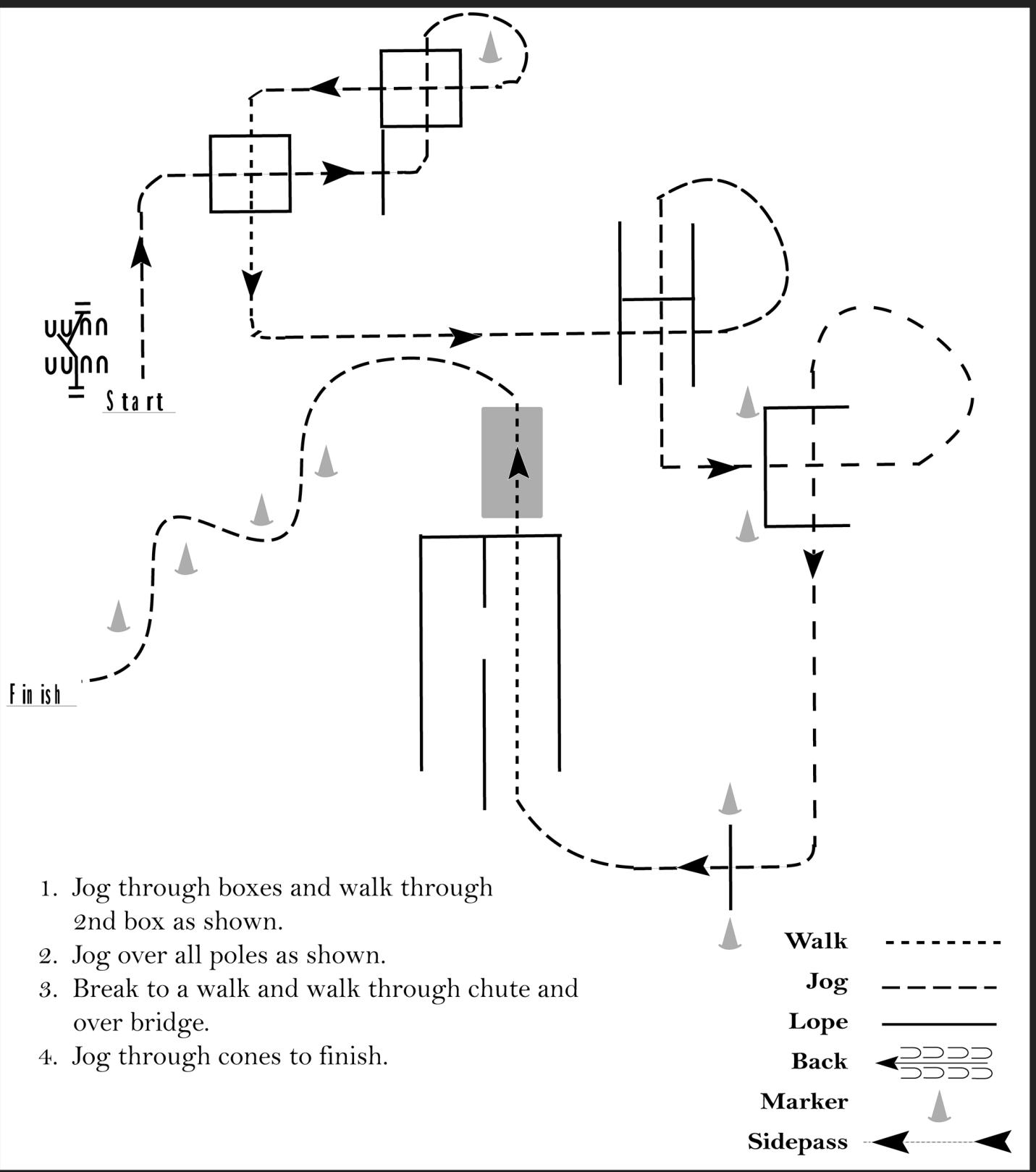
Gypsy National Championship Show

All In Hand Trail

Show Date: 11-04-2020

w w w . H o r s e S h o w P a t t e r n s . c o m

w w w . H o r s e S h o w P a t t e r n s . c o m



[T/WT-50]

Pattern Provided by:

FHC Judges

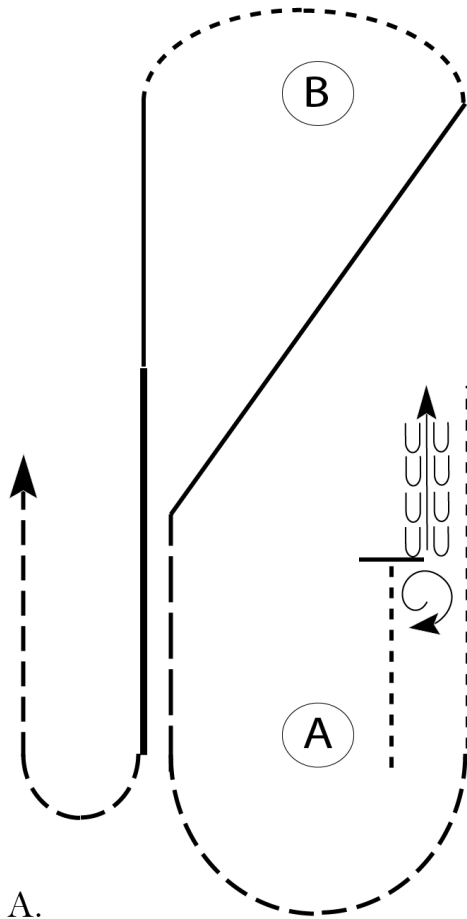
Gypsy National Championship Show

Non Pro Western Equitation WJL

Show Date: 11-04-2020

W W W . H O R S E S H O W P A T T E R N S . C O M

W W W . H O R S E S H O W P A T T E R N S . C O M



Be ready at A.

1. Walk approximately 2 horse lengths from A. Stop and perform a 1 1/2 turn right.
2. Back approximately one horse length then walk to A.
3. Jog around A then extend the jog in a straight line halfway to B.
4. Lope on the left lead on the diagonal to B. Break to the walk and walk around B.
5. Lope on the right lead halfway to A then build your speed at the lope to A.
6. Break to the jog when even with A and jog around to exit.

Walk	-----
Jog	- - - - -
Extended Jog	— — — —
Lope	
Lead Change	⋈
Back	← ← ← ← ← ← ← ← ← ←
Marker	Ⓚ

[WH/3-117]

Pattern Provided by:

FHC Judges

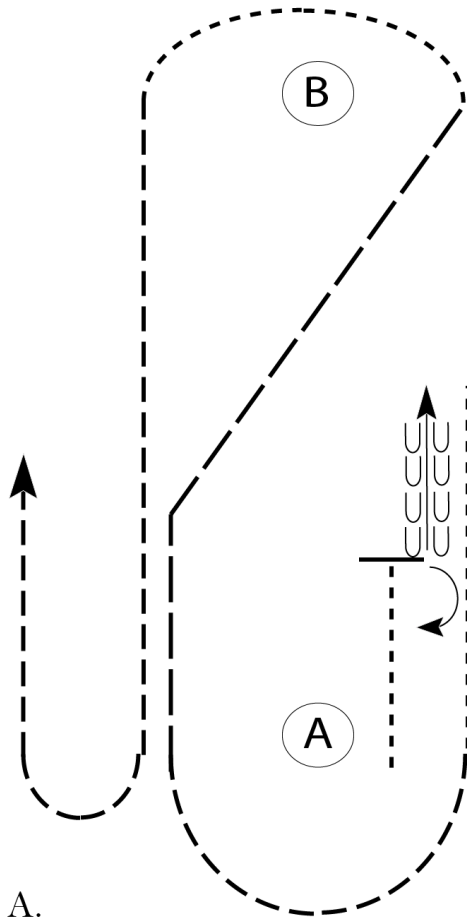
Gypsy National Championship Show

Non Pro Western Equitation WJ

Show Date: 11-04-2020

w w w . H o r s e S h o w P a t t e r n s . c o m

w w w . H o r s e S h o w P a t t e r n s . c o m



Be ready at A.

1. Walk approximately 2 horse lengths from A. Stop and perform a 1/2 turn right.
2. Back approximately one horse length then walk to A.
3. Jog around A then extend the jog in a straight line then diagonal line to B.
4. Break to the walk and walk around B.
5. Jog to A.
6. Continue to jog around to exit.

Walk	-----
Jog	- - - - -
Extended Jog	— — — —
Lope	
Lead Change	— / —
Back	← — — — —
Marker	⊙ B

[WH/WT-117]

Pattern Provided by:

FHC Judges