

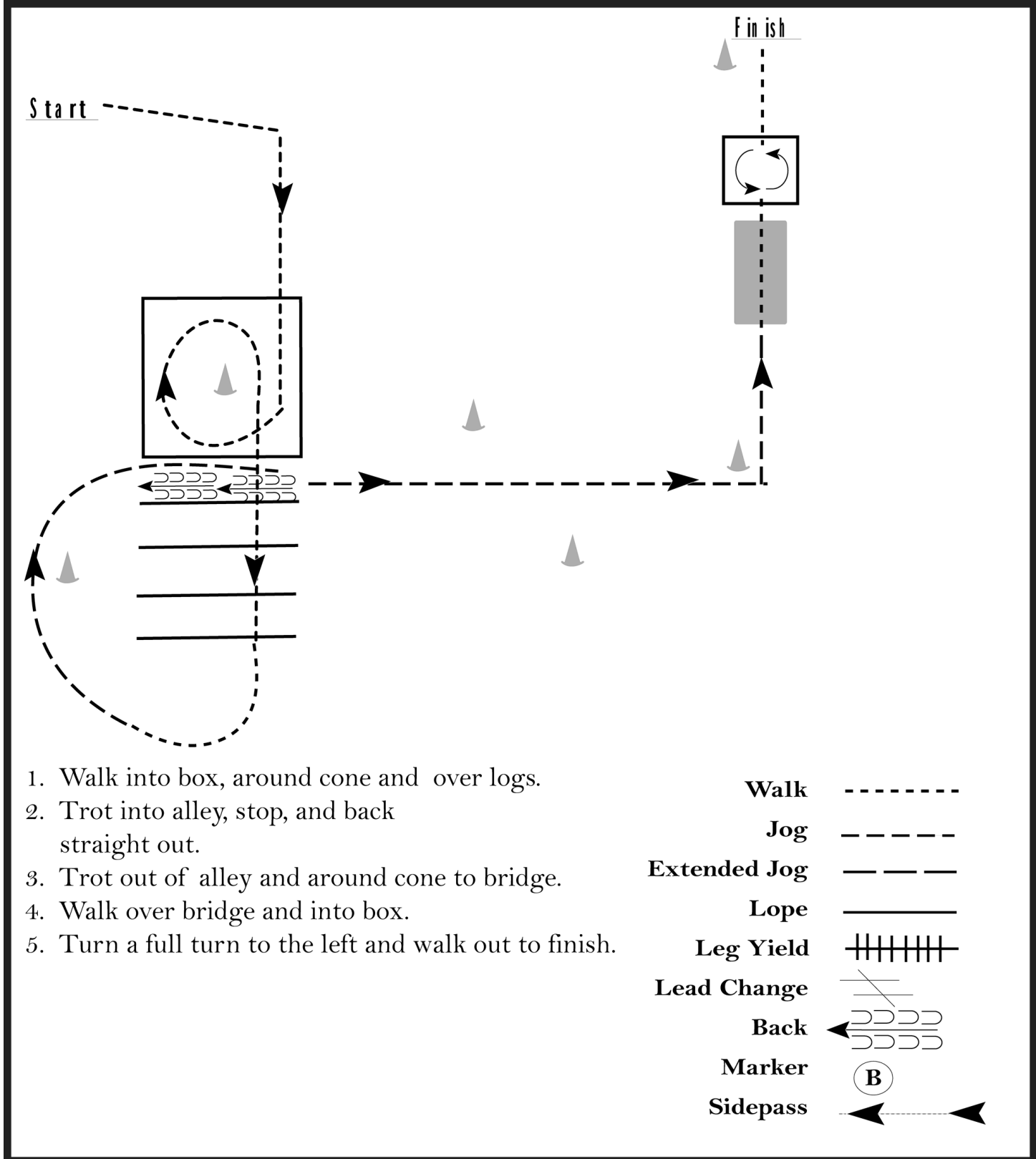
# Feathered Horse Classic

## Trail

Show Date: 04-21-2018

w w w . H o r s e S h o w P a t t e r n s . c o m

w w w . H o r s e S h o w P a t t e r n s . c o m



1. Walk into box, around cone and over logs.
2. Trot into alley, stop, and back straight out.
3. Trot out of alley and around cone to bridge.
4. Walk over bridge and into box.
5. Turn a full turn to the left and walk out to finish.

<b>Walk</b>	.....
<b>Jog</b>	-----
<b>Extended Jog</b>	- - - - -
<b>Lope</b>	—————
<b>Leg Yield</b>	
<b>Lead Change</b>	///
<b>Back</b>	←←←←←
<b>Marker</b>	ⓑ
<b>Sidepass</b>	←-----→

[T/WT-28]

Pattern Provided by:  
*Heather Young*

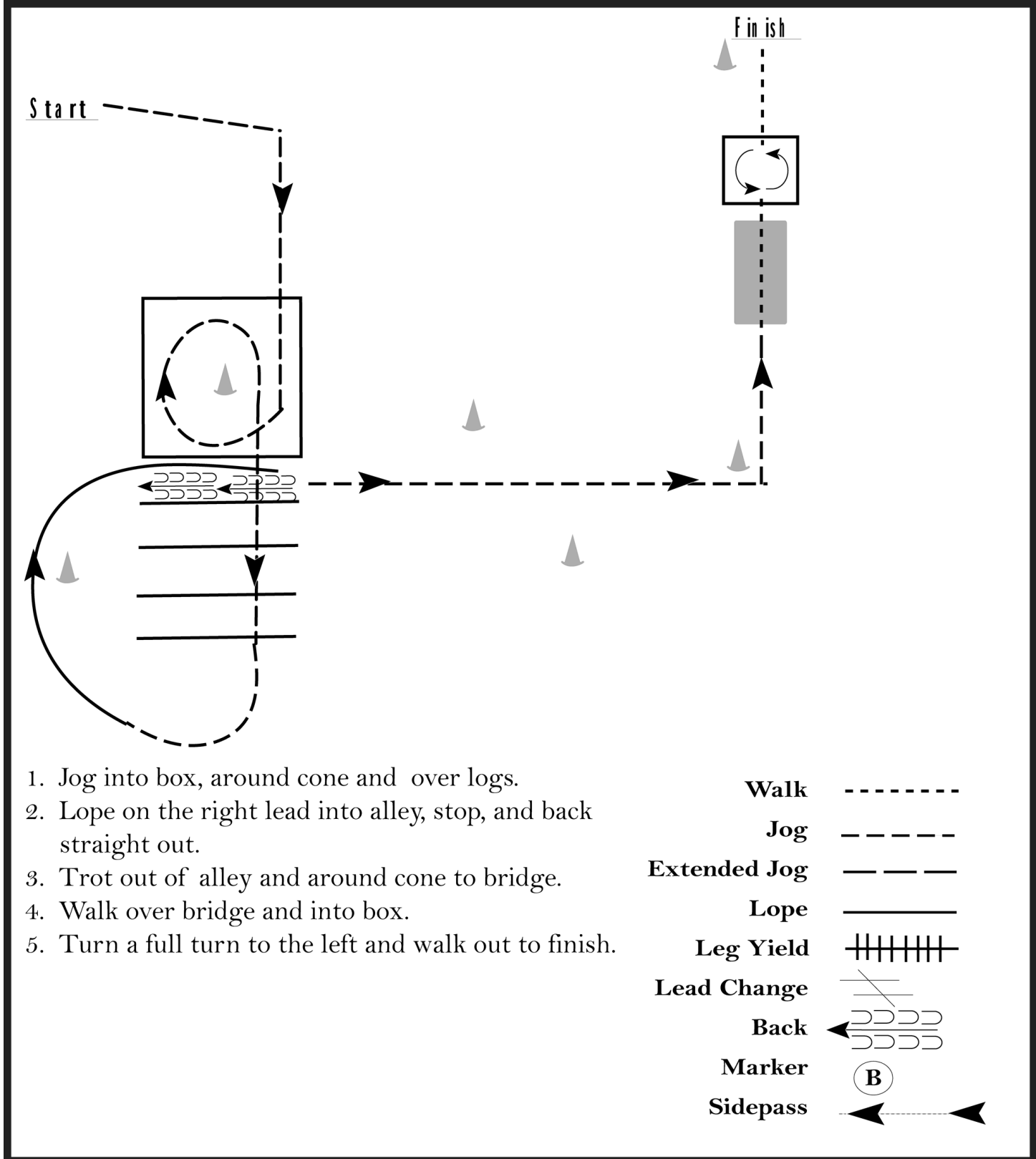
# Feathered Horse Classic

## Trail

Show Date: 04-21-2018

www.HorseShowPatterns.com

www.HorseShowPatterns.com



1. Jog into box, around cone and over logs.
2. Lope on the right lead into alley, stop, and back straight out.
3. Trot out of alley and around cone to bridge.
4. Walk over bridge and into box.
5. Turn a full turn to the left and walk out to finish.

<b>Walk</b>	-----
<b>Jog</b>	-----
<b>Extended Jog</b>	-----
<b>Lope</b>	—————
<b>Leg Yield</b>	
<b>Lead Change</b>	—/—
<b>Back</b>	←←←←←
<b>Marker</b>	Ⓚ
<b>Sidepass</b>	←-----→

[T/1-28]

**Pattern Provided by:**  
*Heather Young*

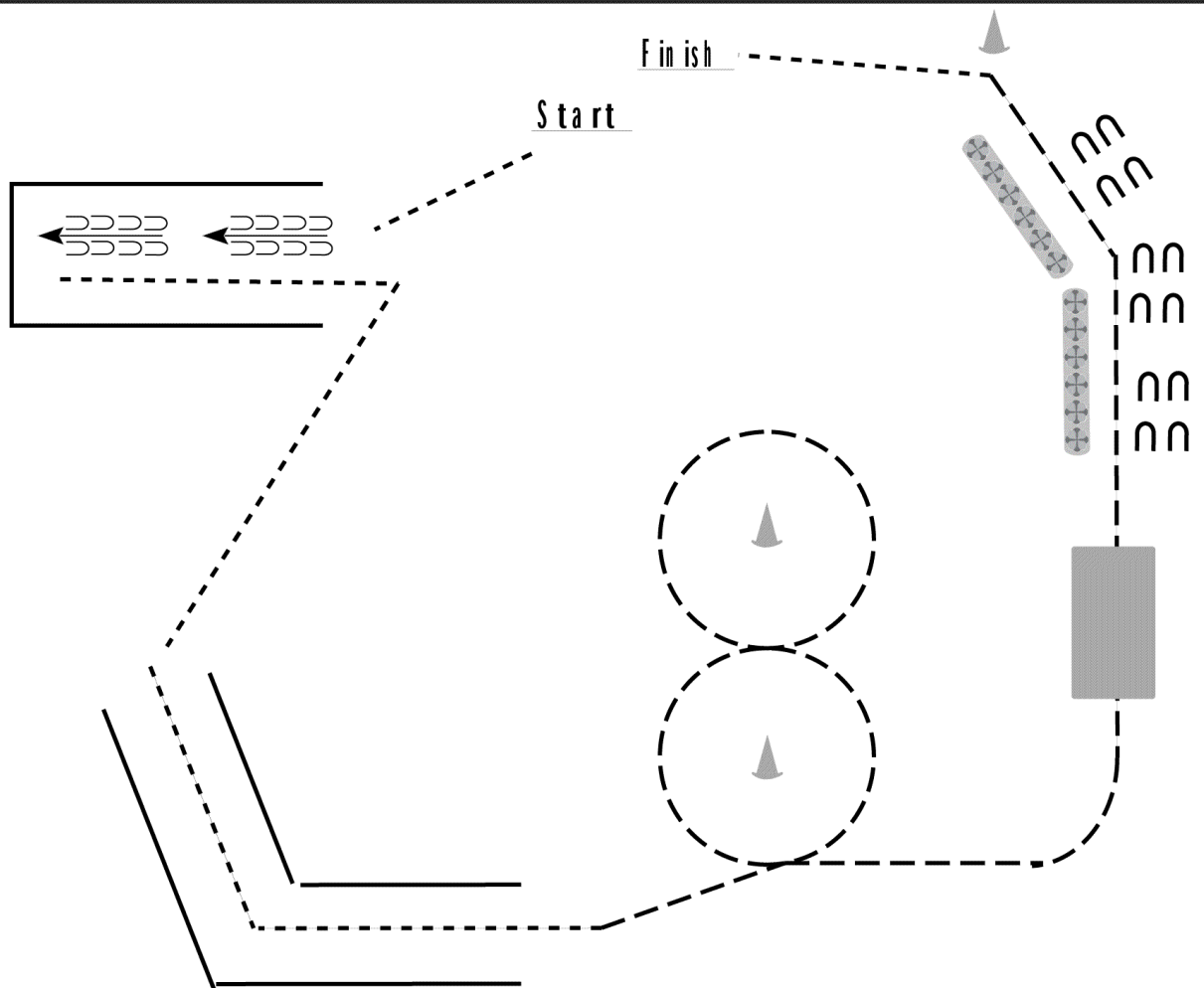
# Feathered Horse Classic

## Draft Patterns

Show Date: 04-21-2018

www.HorseShowPatterns.com

www.HorseShowPatterns.com



1. Walk to first obstacle. Fan turn left and back into box.
2. Walk out and continue walking to and through the corner logs.
3. Trot a figure 8 around the markers.
4. After completing the figure 8, continue trotting to and over the bridge.
5. Trot down the rope with the rope between the left wheel and the horse.
6. At the last marker, break to a walk and exit the arena.

Pattern is complete when drive passes last marker.

<b>Walk</b>	-----
<b>Jog</b>	- - - - -
<b>Lope</b>	—————
<b>Back</b>	←←←←← ←←←←←
<b>Marker</b>	▲
<b>Sidepass</b>	←-----→

[DP/R-1]

**Pattern Provided by:**

*Heather Young*

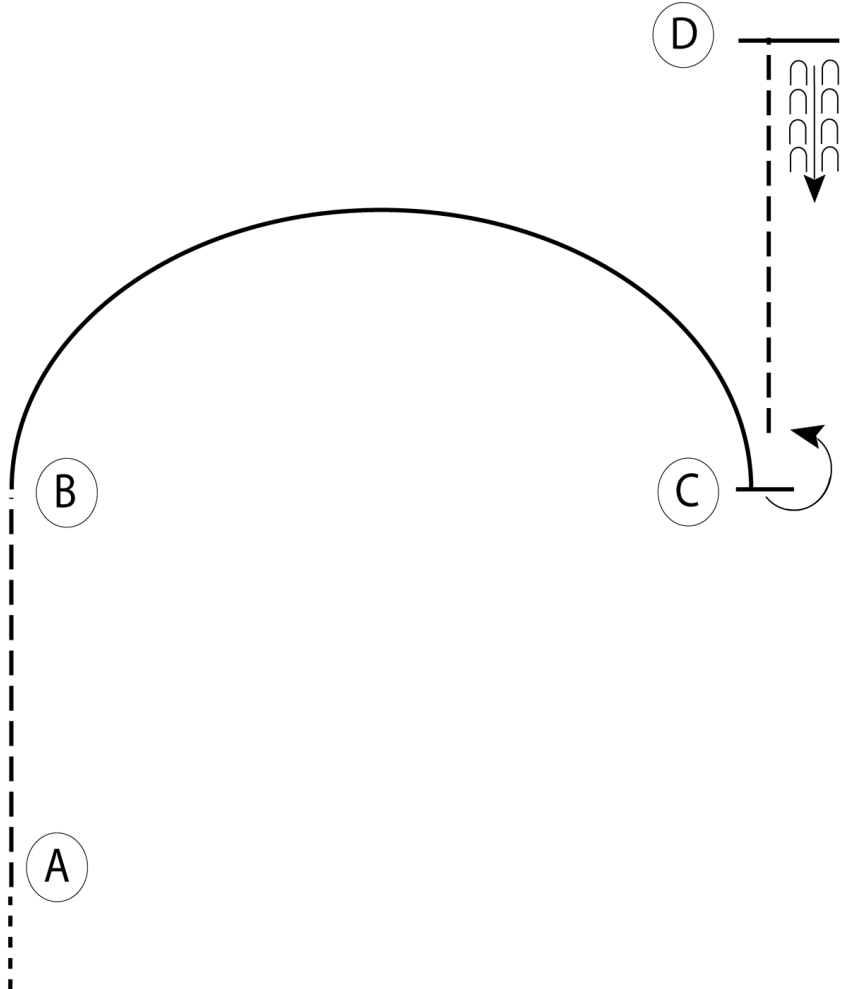
# Feathered Horse Classic

## English Equitation W/J/C

Show Date: 04-21-2018

w w w . H o r s e S h o w P a t t e r n s . c o m

w w w . H o r s e S h o w P a t t e r n s . c o m



Be ready before A.

1. Walk to A.
2. Posting trot on the right diagonal from A to B.
3. Canter on the right lead from B to C.
4. At C stop and perform a 180 degree turn on the forehand to the left.
5. Posting trot on the left diagonal to D.
6. At D, stop and back approximately one horse length.

Follow the instructions of your ring steward.

Walk	.....
Trot	- - - - -
Extended Trot	- - - - -
Canter	—————
Leg Yield	
Lead Change	///
Back	←←←
Marker	(B)
Sidepass	←- - - -→
Hand Gallop	—————

[HSE/1-31]

Pattern Provided by:

*Heather Young*

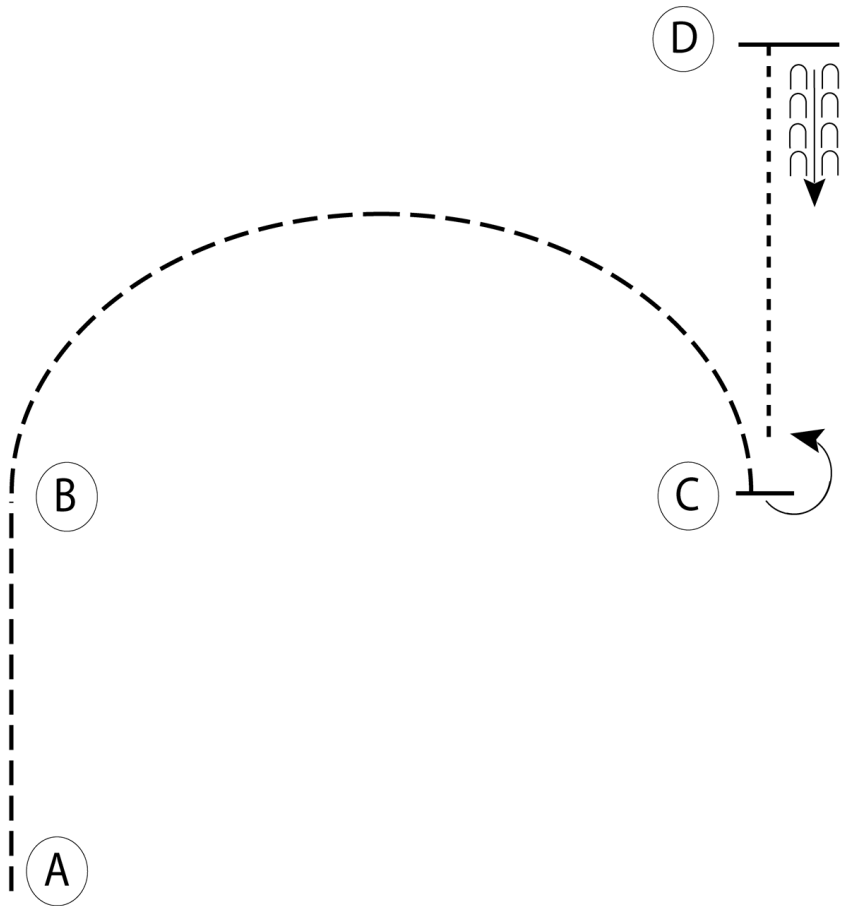
# Feathered Horse Classic

## English Equitation

Show Date: 04-21-2018

w w w . H o r s e S h o w P a t t e r n s . c o m

w w w . H o r s e S h o w P a t t e r n s . c o m



Be ready at A.

1. Posting trot on the right diagonal from A to B.
2. Change diagonals at B and posting trot on the left diagonal from B to C.
3. At C stop and perform a 180 degree turn on the forehand to the left.
4. Walk to D.
5. At D, stop and back approximately one horse length.

Follow the instructions of your ring steward.

Walk	-----
Trot	- - - - -
Extended Trot	-----
Canter	-----
Leg Yield	
Lead Change	
Back	← C C C C
Marker	(B)
Sidepass	← - - - - →
Hand Gallop	-----

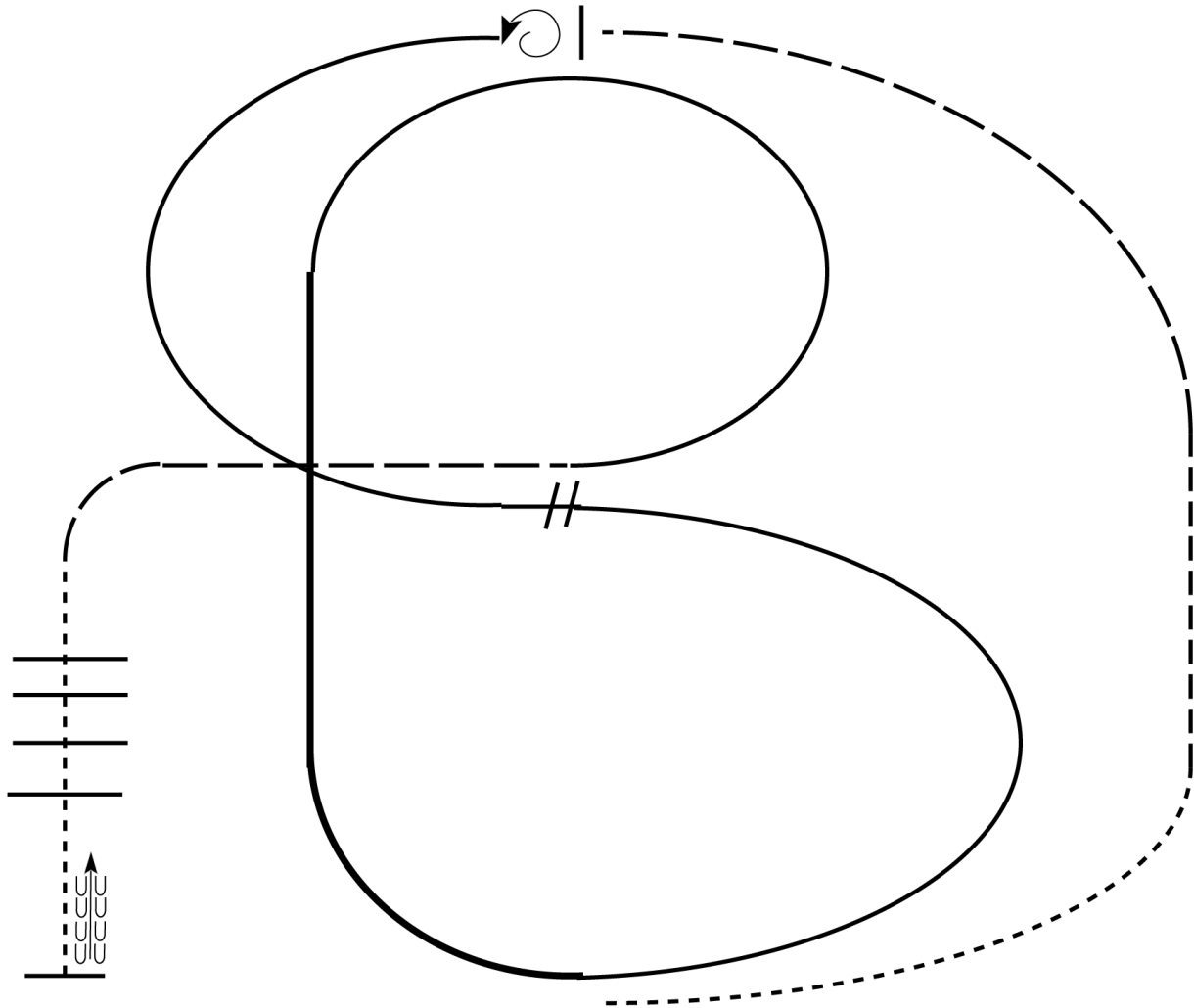
[HSE/WT-31]

**Pattern Provided by:**  
*Heather Young*

# Feathered Horse Classic

## Ranch Riding W/J / L

Show Date: 04-21-2018



1. Walk
2. Trot
3. Extend the trot, at the top of the arena, stop
4. 360 degree turn to the left
5. Left lead 1/2 circle, lope to the center
6. Change leads (simple or flying)
7. Right lead 1/2 circle
8. Extended lope up the long side of arena (right lead)
9. Collect back to a lope around the top of the arena and back to center
10. Break down to an extended trot
11. Walk over poles.
12. Stop and back

Walk	-----
Jog	- - - - -
Extended Jog	-----
Lope	—————
Lead Change	////
Back	←←←←←
Marker	ⓑ

[RR/1]

Pattern Provided by:

*Heather Young*

w w w . H o r s e S h o w P a t t e r n s . c o m

w w w . H o r s e S h o w P a t t e r n s . c o m

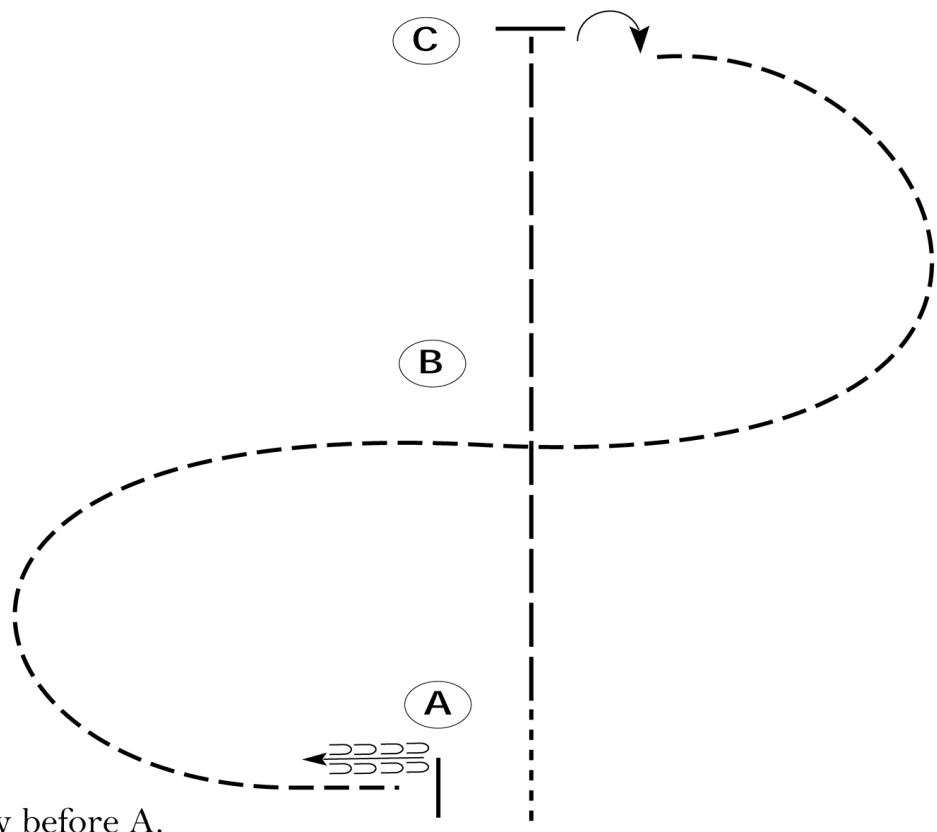
# Feathered Horse Classic

## Western Equitation W/T

Show Date: 04-21-2018

w w w . H o r s e S h o w P a t t e r n s . c o m

w w w . H o r s e S h o w P a t t e r n s . c o m



Be ready before A.

1. Walk to A.
2. Perform an extended jog from A to C.
3. Stop at C and turn 90 degrees to the right.
4. Jog half a circle to B.
5. Continue at a jog in a half circle to A.
6. Stop at A and back approximately one horse length.

Follow the instructions of your ring steward.

Walk	-----
Jog	- - - - -
Extended Jog	— — — —
Lope	—————
Leg Yield	
Lead Change	— / —
Back	← — — — — — — — —
Marker	⊙ B
Sidepass	← — — — — →

[WH/WT-30]

Pattern Provided by:  
*Heather Young*

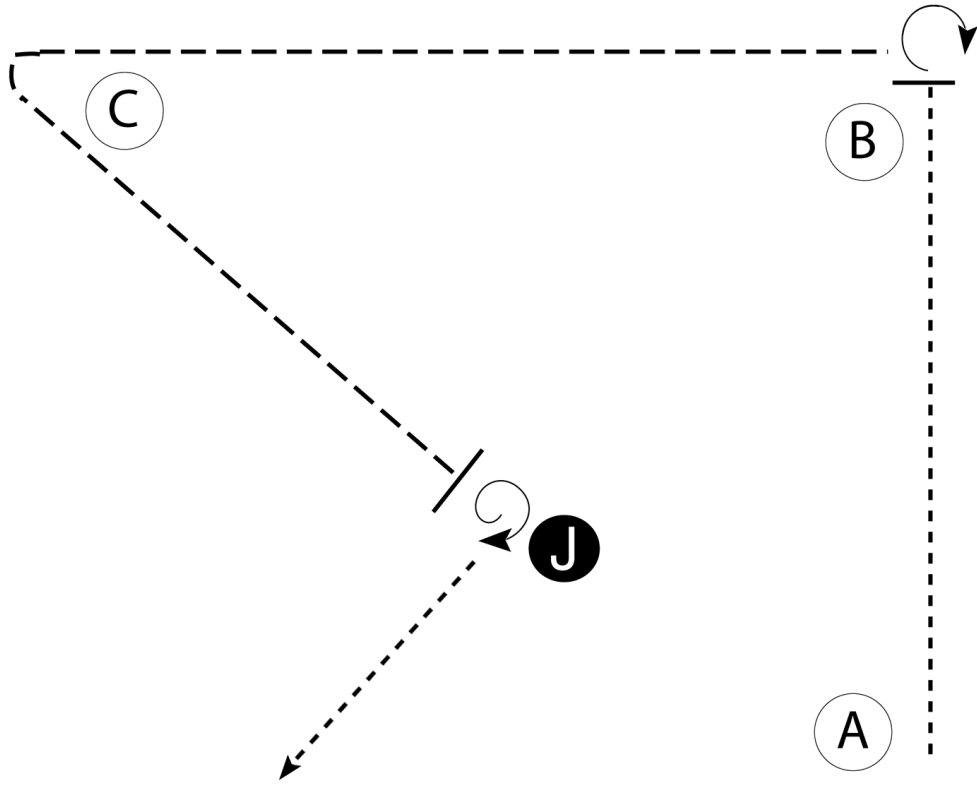
# Feathered Horse Classic

## Showmanship (All)

Show Date: 04-21-2018

w w w . H o r s e S h o w P a t t e r n s . c o m

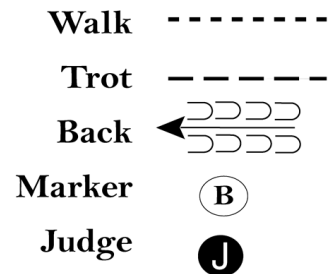
w w w . H o r s e S h o w P a t t e r n s . c o m



Be ready at A.

1. Walk to and past B.
2. Turn 270 degrees.
3. Trot to and around C to judge.
4. Stop at judge and set up for inspection.
5. Turn approximately 450 degrees as shown.
6. Exit at a walk.

Follow the instructions of your ring steward.



[S/1-25]

Pattern Provided by:

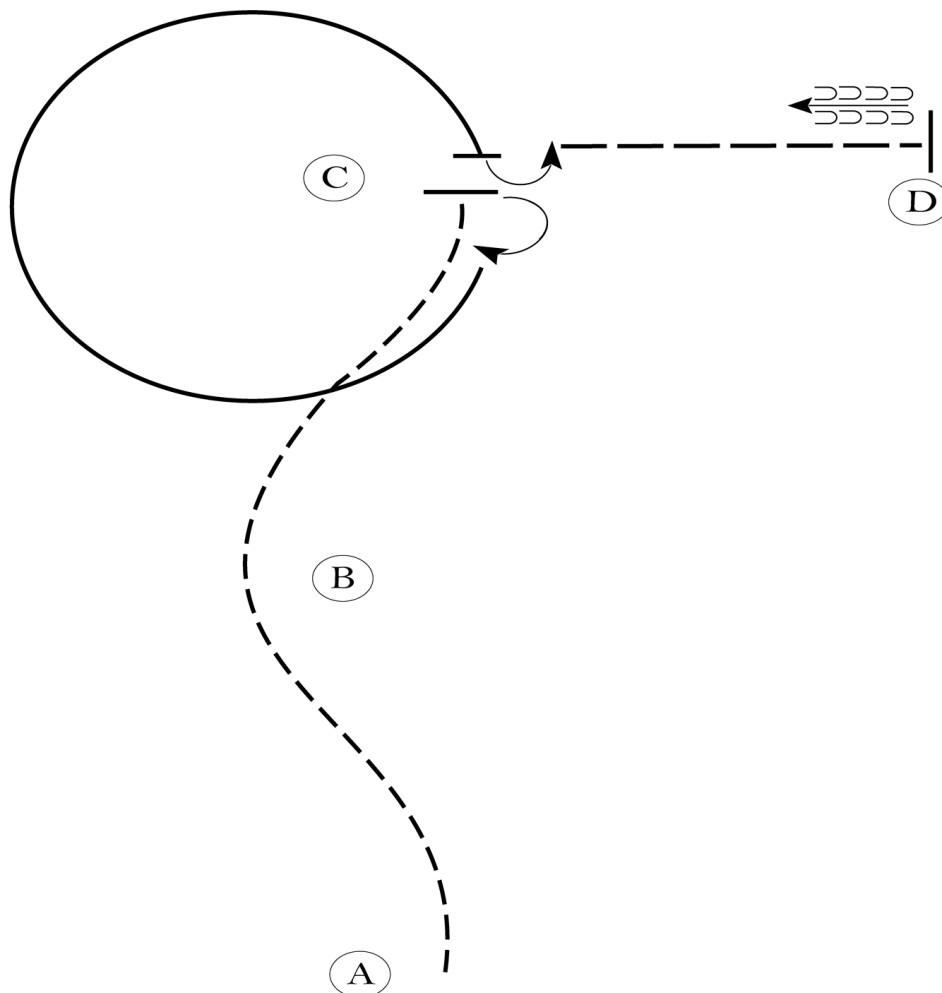
*Heather Young*



# Feathered Horse Classic

## Western Equitation WJL

Show Date: 04-21-2018



1. Jog A to C.
2. Stop at C and perform a 180 degree turn to the right
3. Lope a circle around C on the right lead.
4. Stop at C and perform a 90 degree turn to the left.
5. Extended jog to D.
6. Stop at D and back approximately one horse length.

Follow the instructions of your ring steward.

Walk	.....
Jog	-----
Extended Jog	- - - - -
Lope	—————
Lead Change	⋈
Back	← — — — —
Marker	Ⓟ

[WH/1-1]

Pattern Provided by:

*Heather Young*