


Feathered Horse Classic West

Youth & Amateur WTC English Equitation

Show Date: 06-02-2018

www.HorseShowPatterns.com

www.HorseShowPatterns.com



Be ready at A.

1. When acknowledged, back approximately one horse length.
2. Walk to A.
3. Trot on the left diagonal until even with B.
4. Pick up the right lead canter to B.
5. Continue to canter on the right lead half the distance to A as shown.
6. Trot on the right diagonal until past A. Pattern is over once you have passed A.

Follow the instructions of your ring steward.

Walk	-----
Trot	- - - - -
Extended Trot	-----
Canter	—————
Leg Yield	
Lead Change	↙ ↘
Back	← ← ← ← ←
Marker	⊙
Sidepass	← — — — — →
Hand Gallop	—————

[HSE/1-65]

Pattern Provided by:

Feathered Horse Classic West

Youth & Amateur WT English Equitation

Show Date: 06-02-2018

w w w . H o r s e S h o w P a t t e r n s . c o m

w w w . H o r s e S h o w P a t t e r n s . c o m



Be ready at A.

1. When acknowledged, back approximately one horse length.
2. Walk to A.
3. Trot on the right diagonal until even with B.
4. Change diagonals and trot to and past B.
5. Pattern is over once you have passed B.

Follow the instructions of your ring steward.

Walk	-----
Trot	- - - - -
Extended Trot	-----
Canter	-----
Leg Yield	
Lead Change	↘
Back	←←←←←
Marker	⊙
Sidepass	←-----→
Hand Gallop	-----

[HSE/WT-65]

Pattern Provided by:

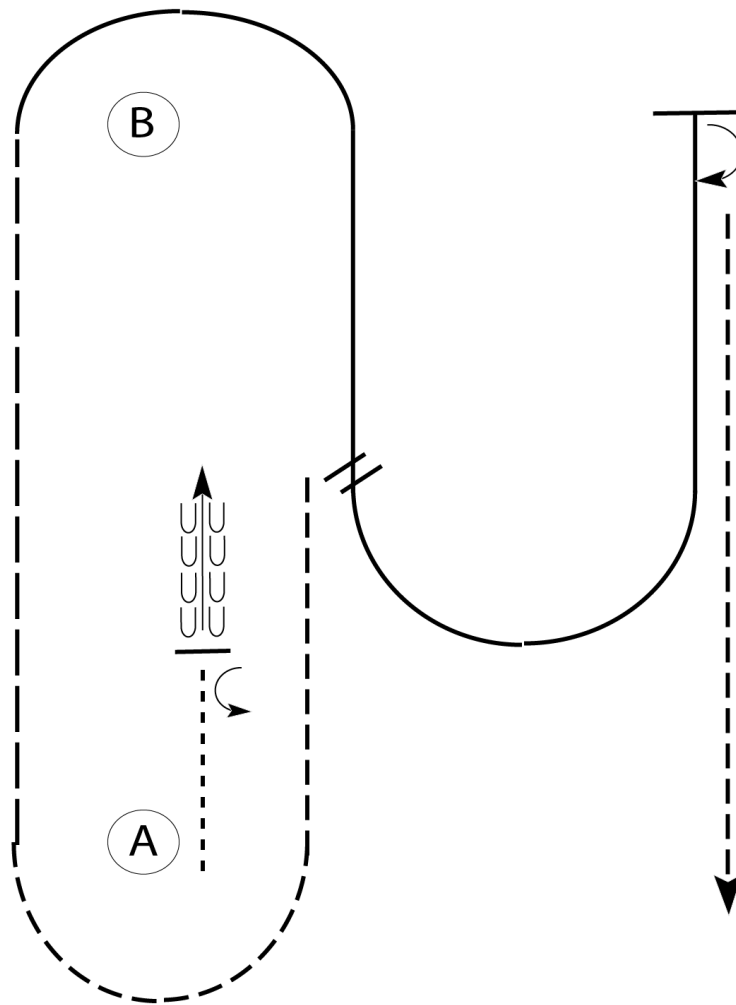
Feathered Horse Classic West

Youth & Amateur WJL Western Equitation

Show Date: 06-02-2018

www.HorseShowPatterns.com

www.HorseShowPatterns.com



Be ready at A.

1. Walk approximately two horse lengths forward.
Stop and perform a 1/2 turn left.
2. Back approximately two horse lengths then jog to and around A.
3. Extend the jog to B.
4. Right lead lope around B and halfway to A.
5. Perform a simple lead change and lope a half circle until even with B.
6. Stop and perform a 180 degree turn to the right and jog to finish.

Walk	-----
Jog	- - - - -
Extended Jog	— — — —
Lope	
Lead Change	//
Back	←
Marker	ⓑ

[WH/1-118]

Pattern Provided by:

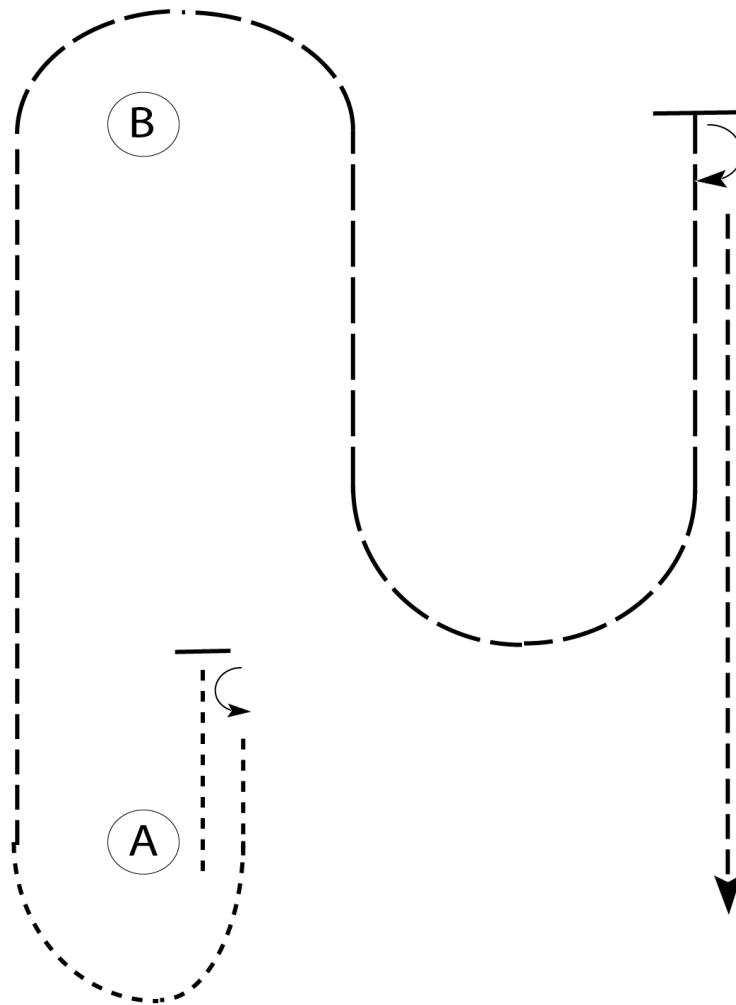
Feathered Horse Classic West

Youth & Amateur WJ Western Equitation

Show Date: 06-02-2018

w w w . H o r s e S h o w P a t t e r n s . c o m

w w w . H o r s e S h o w P a t t e r n s . c o m



Be ready at A.

1. Walk approximately two horse lengths forward.
Stop and perform a 1/2 turn left.
2. Walk to and around A.
3. Jog to B.
4. Extend the jog as shown until even with B.
until even with B.
5. Stop and perform a 180 degree turn to the right and jog to finish.

Walk	-----
Jog	- - - - -
Extended Jog	— — — —
Lope	
Lead Change	— / —
Back	← ← ← ← ←
Marker	Ⓚ

[WH/WT-118]

Pattern Provided by:

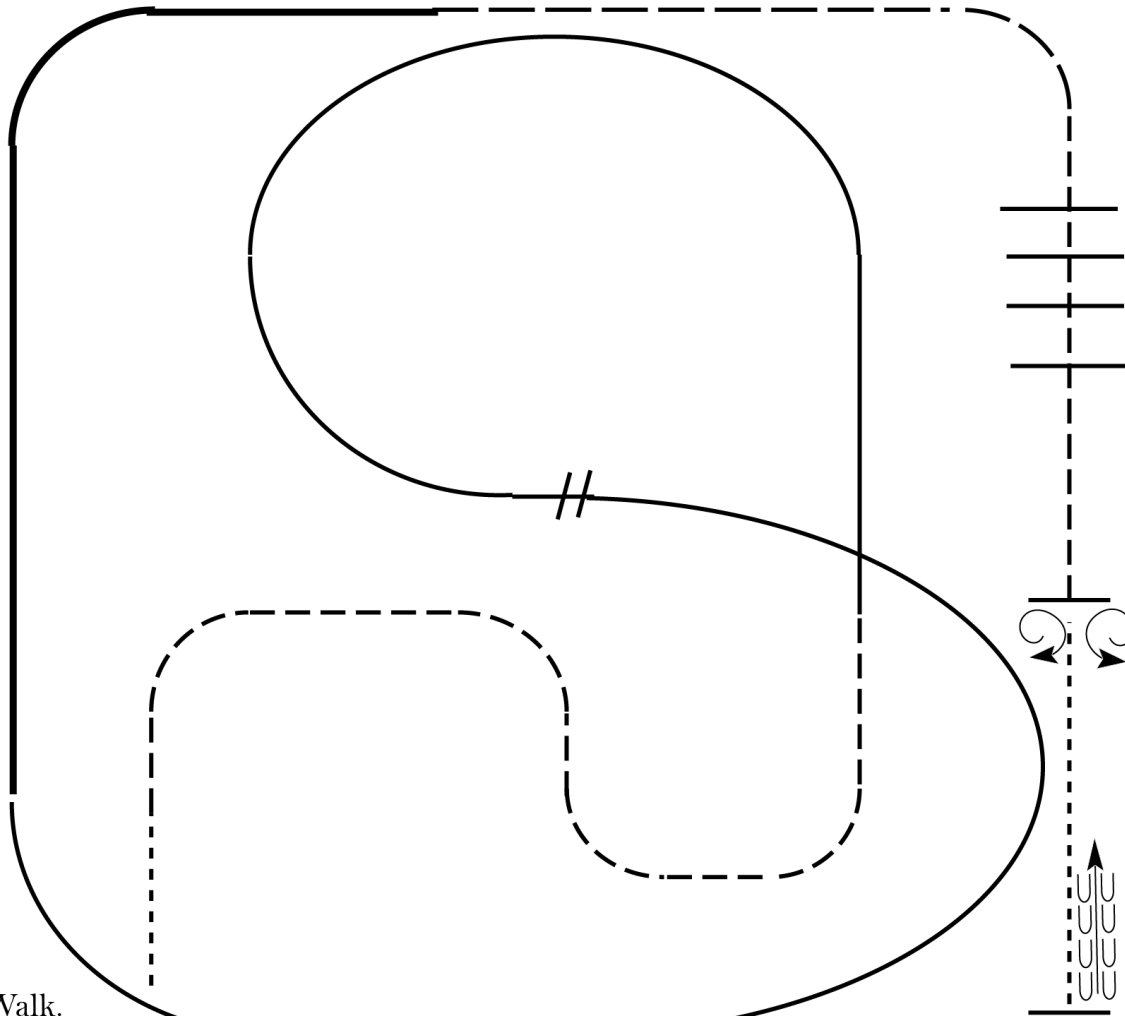
Feathered Horse Classic West

WJL & WJ (w/j - jog for lope and ext jog for ext lope)

Show Date: 06-02-2018

www.HorseShowPatterns.com

www.HorseShowPatterns.com



1. Walk.
2. Trot serpentine
3. Lope left lead around end of arena and then diagonally across arena.
4. Change leads (simple or flying) and
5. Lope on the right lead around end of the arena.
6. Extend lope on the straight away around corner to center of arena.
7. Extend trot around corner of arena
8. Collect to a trot
9. Trot over poles
10. Stop do a 360 turn each direction (either direction 1st)
11. Walk, stop and back.

Walk	-----
Jog	- - - - -
Extended Jog	— — — —
Lope	
Lead Change	///
Back	← ← ← ← ←
Marker	Ⓚ

[RR/4]

Pattern Provided by:

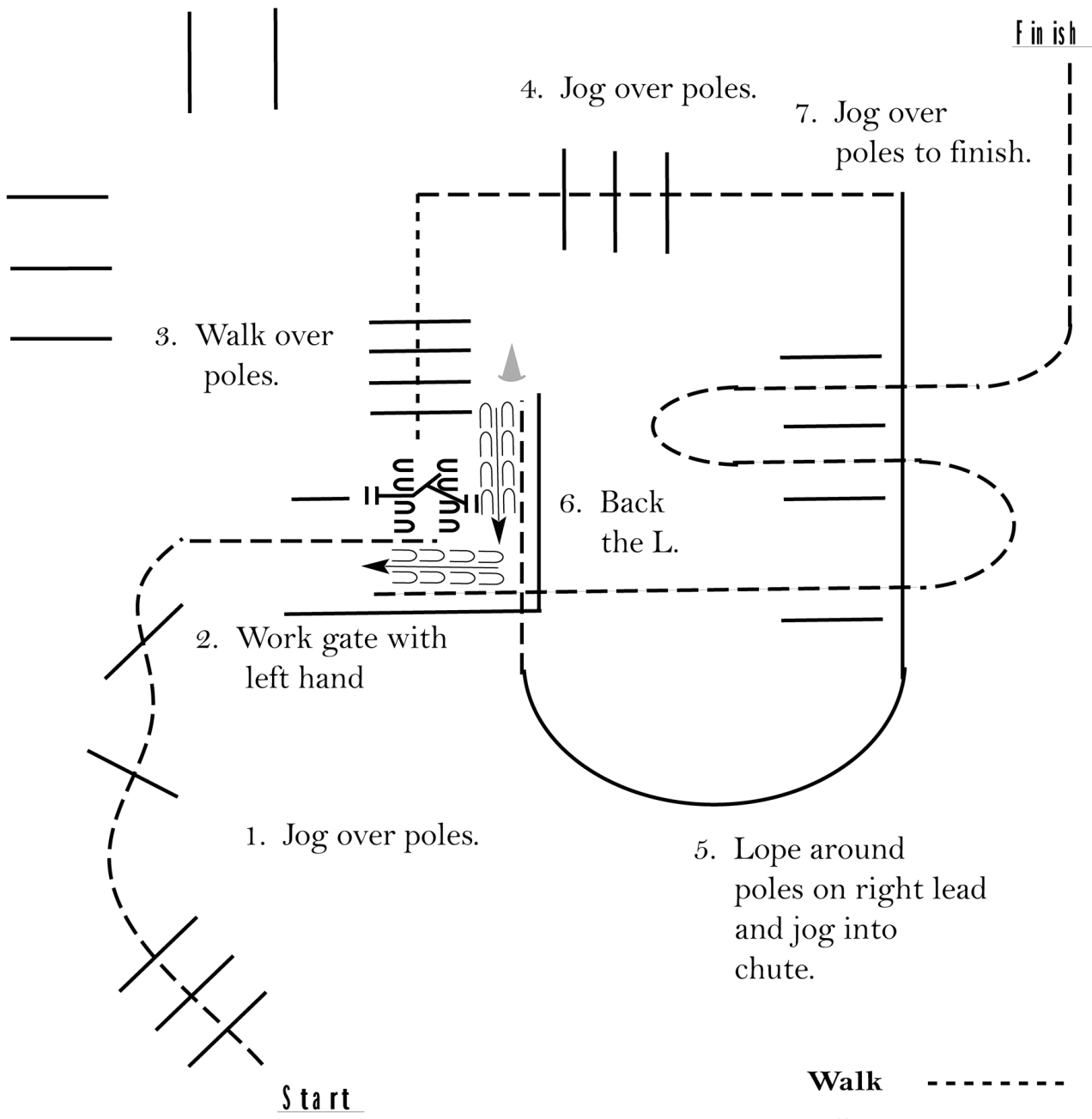
Feathered Horse Classic West

WJL/WTC Trail

Show Date: 06-02-2018

www.HorseShowPatterns.com

www.HorseShowPatterns.com



- Walk - - - - -
- Jog - - - - -
- Lope ———
- Back ← [backing symbol]
- Marker ▲
- Sidepass ← [sidepass symbol]

Pattern Provided by:

[T/1-52]

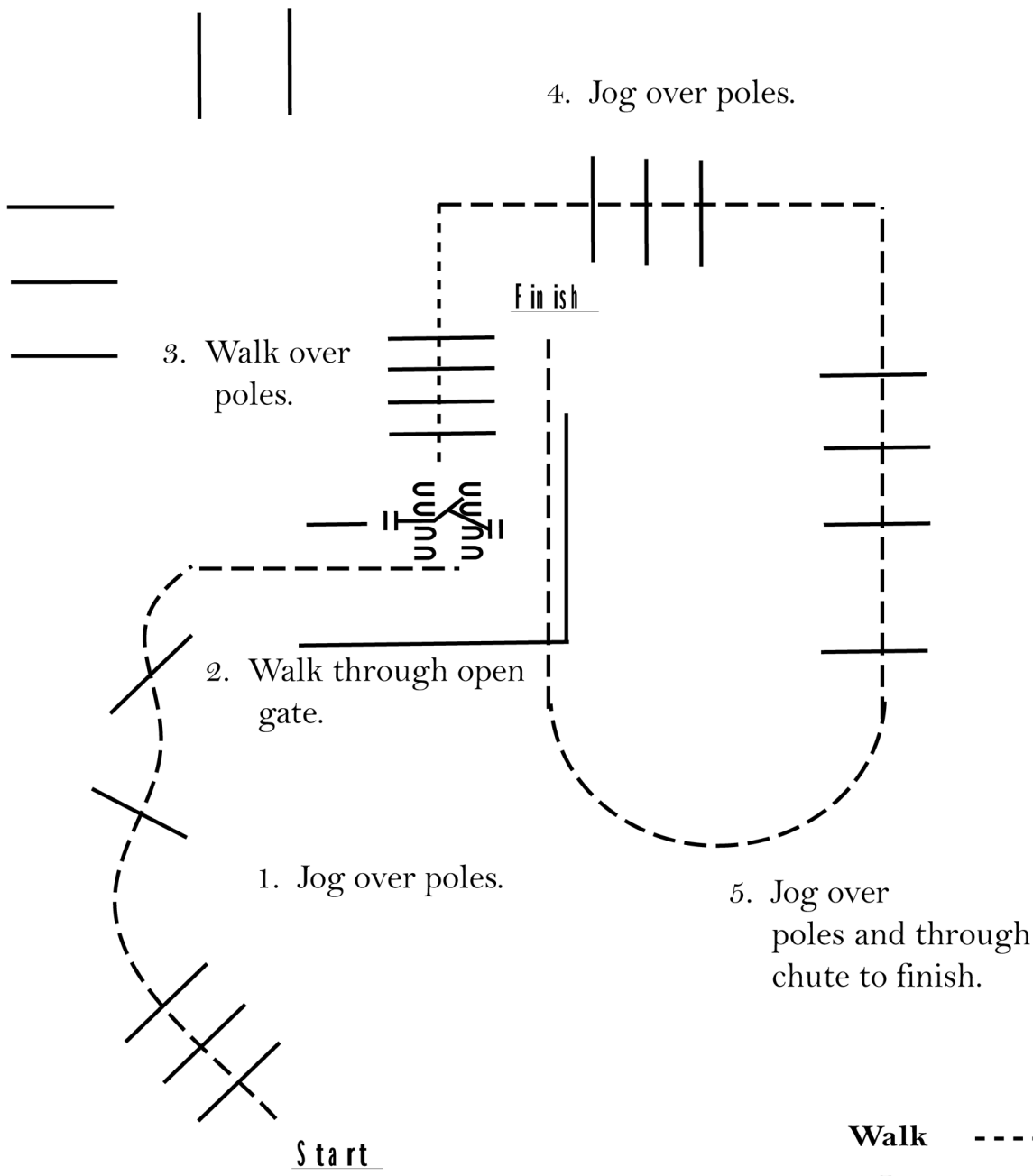
Feathered Horse Classic West

In Hand & WT Trail Classes (30, 31, 32, 33, 34, 35, 36, 37)

Show Date: 06-02-2018

w w w . H o r s e S h o w P a t t e r n s . c o m

w w w . H o r s e S h o w P a t t e r n s . c o m



- Walk - - - - -
- Jog - - - - -
- Lope - - - - -
- Back ← 3 3 3 3
- Marker ▲
- Sidepass ← - - - - - →

[T/WT-52]

Pattern Provided by:

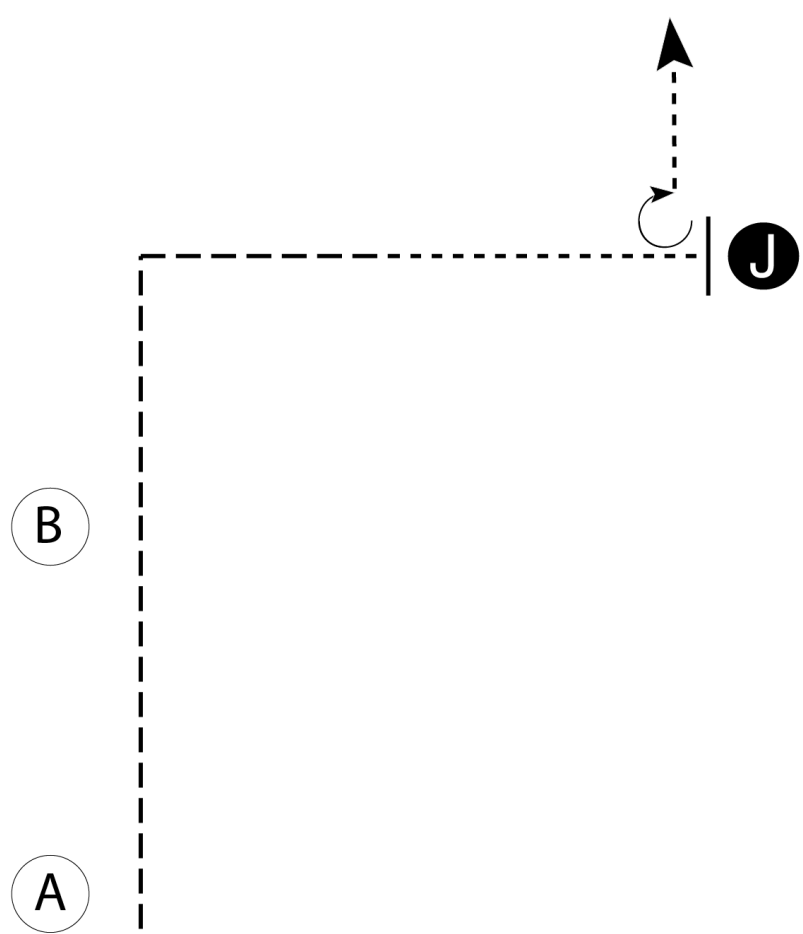
Feathered Horse Classic West

Youth & Amateur Showmanship

Show Date: 06-02-2018

w w w . H o r s e S h o w P a t t e r n s . c o m

w w w . H o r s e S h o w P a t t e r n s . c o m



Be ready at A.

1. Trot from A past B and trot a square corner toward Judge.
2. Trot halfway to the Judge as shown.
3. Walk halfway to Judge and set up for inspection.
4. When dismissed, perform a 270 degree turn and exit at a walk.

Walk	-----
Trot	- - - - -
Back	← ⊞ ⊞ ⊞ ⊞
Marker	⊞
Judge	⊚

[S/WT-106]

Pattern Provided by: