

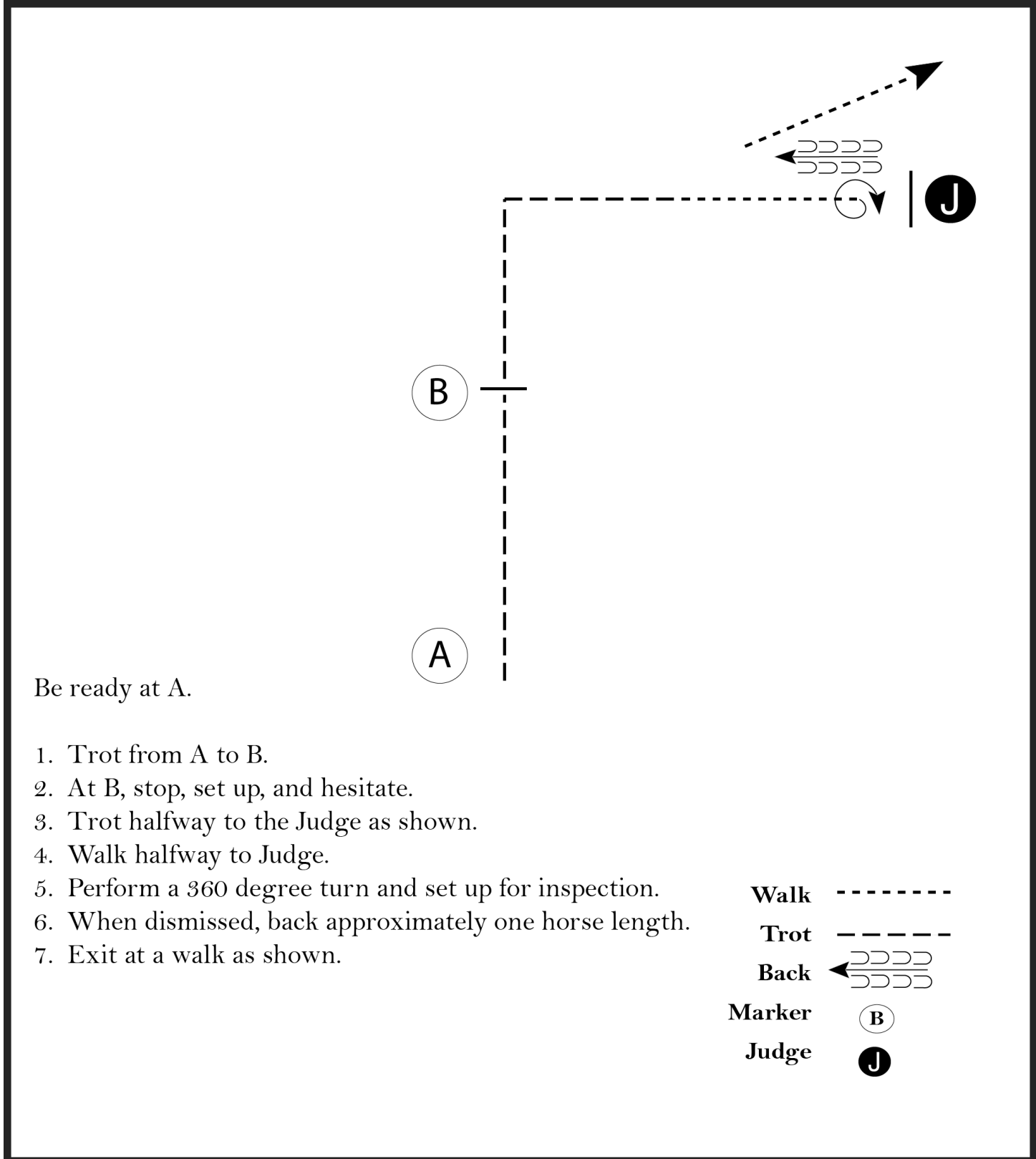
1st Annual NW Feathered Horse Classic

Youth & Amateur Showmanship

Show Date: 08-10-2019

w w w . H o r s e S h o w P a t t e r n s . c o m

w w w . H o r s e S h o w P a t t e r n s . c o m



Be ready at A.

1. Trot from A to B.
2. At B, stop, set up, and hesitate.
3. Trot halfway to the Judge as shown.
4. Walk halfway to Judge.
5. Perform a 360 degree turn and set up for inspection.
6. When dismissed, back approximately one horse length.
7. Exit at a walk as shown.

Walk	-----
Trot	- - - - -
Back	← ← ← ← ←
Marker	⊙ B
Judge	⊙ J

[S/1-92]

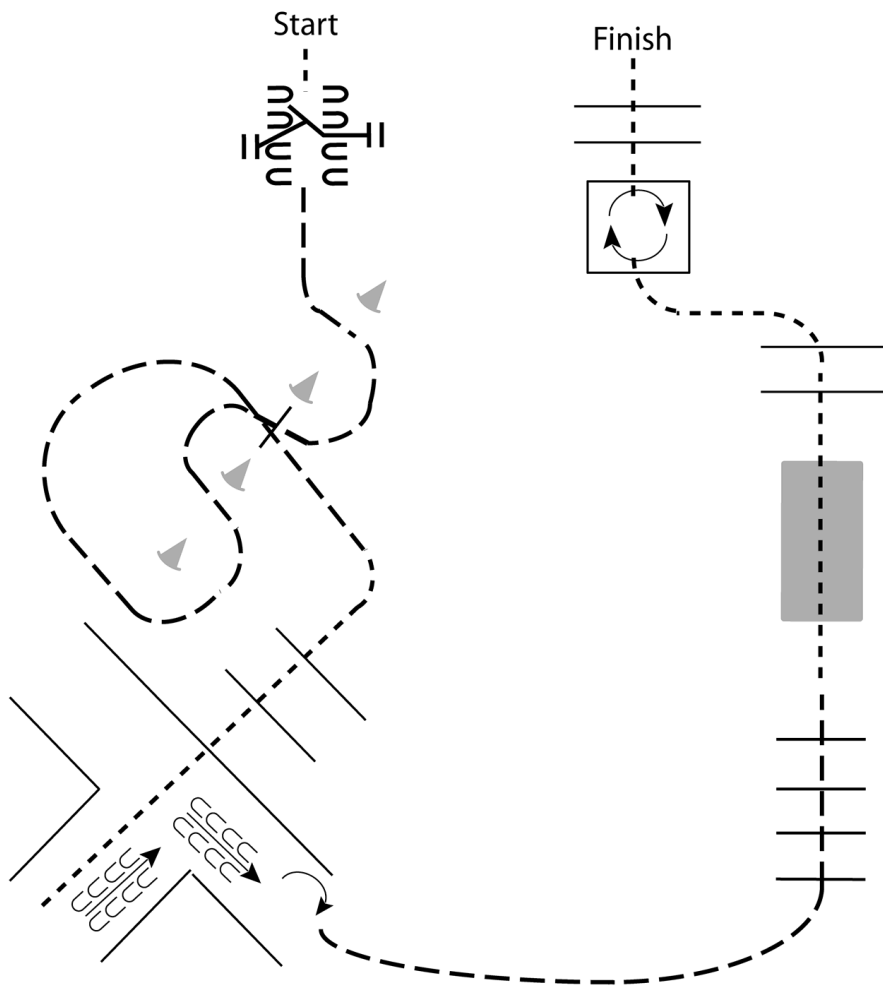
Pattern Provided by:

FHC Judges

1st Annual NW Feathered Horse Classic

In Hand & WJ/WT Trail

Show Date: 08-10-2019



1. Walk to and work gate.
2. Jog through cones.
3. Walk over poles into chute.
4. Back out of chute; turn 180 degrees right.
5. Jog over poles to bridge.
6. Walk over bridge and poles.
7. Walk into box and perform a 360 degree turn to the right.
8. Walk out of box and over poles.

Walk	-----
Jog	- - - - -
Extended Jog	— — — — —
Lope	—————
Leg Yield	
Lead Change	— / —
Back	← ← ← ← ←
Marker	Ⓚ
Sidepass	← — — — — →

[T/WT-2]

Pattern Provided by:

FHC Judges

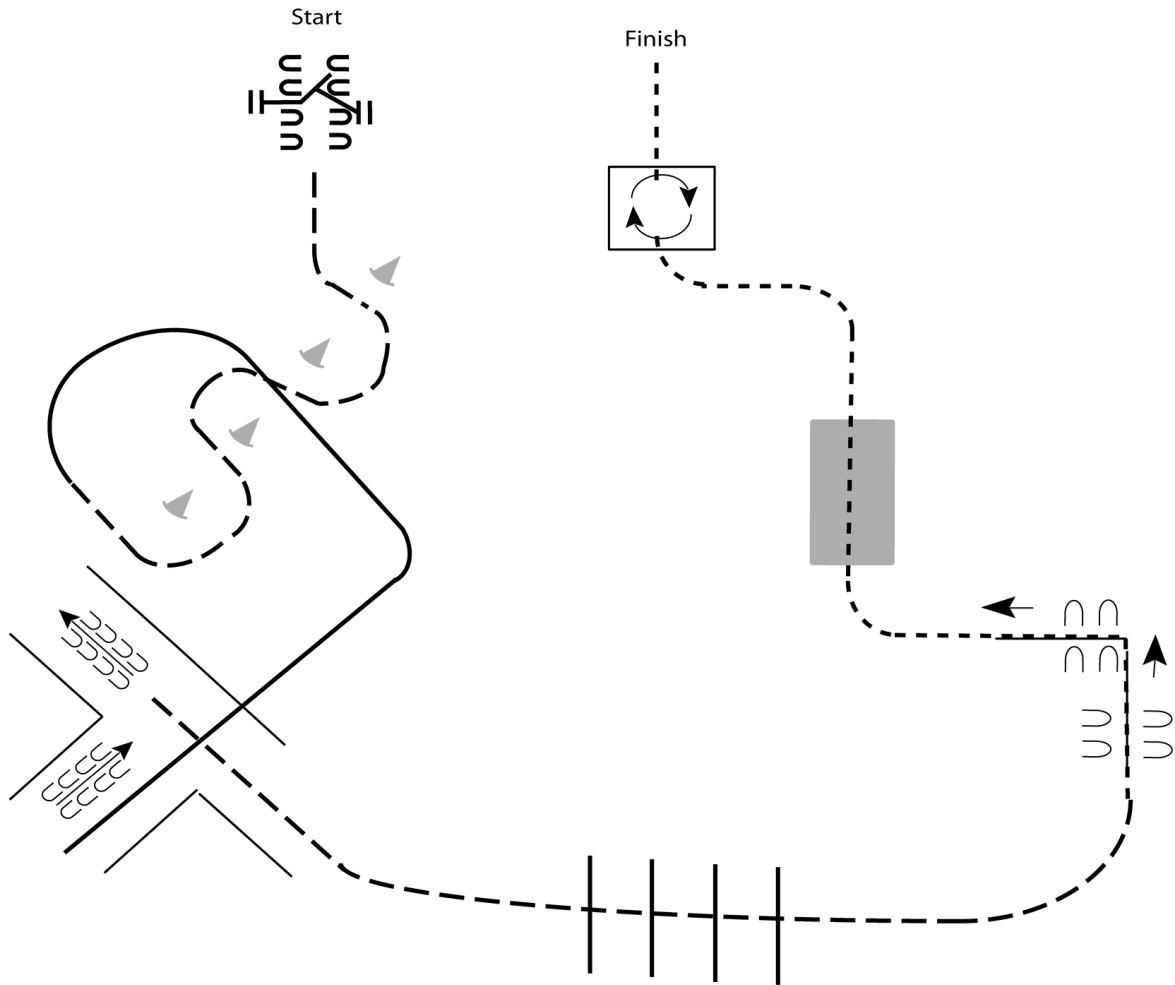
www.HorseShowPatterns.com

www.HorseShowPatterns.com

1st Annual NW Feathered Horse Classic

WJL/WTC Trail

Show Date: 08-10-2019



Be ready at start

1. Work gate with the left hand.
2. Jog through cones
3. Lope right lead into chute
4. Back the L
5. Jog over poles to sidepass
6. Sidepass left over poles
7. Walk over bridge and into box
8. Perform a 360 degree turn to the right, walk out of box and to finish

Walk	-----
Jog	- - - - -
Extended Jog	-----
Lope	—————
Leg Yield	
Lead Change	———/———
Back	←←←←←
Marker	Ⓚ
Sidepass	←-----→

[T/1-2]

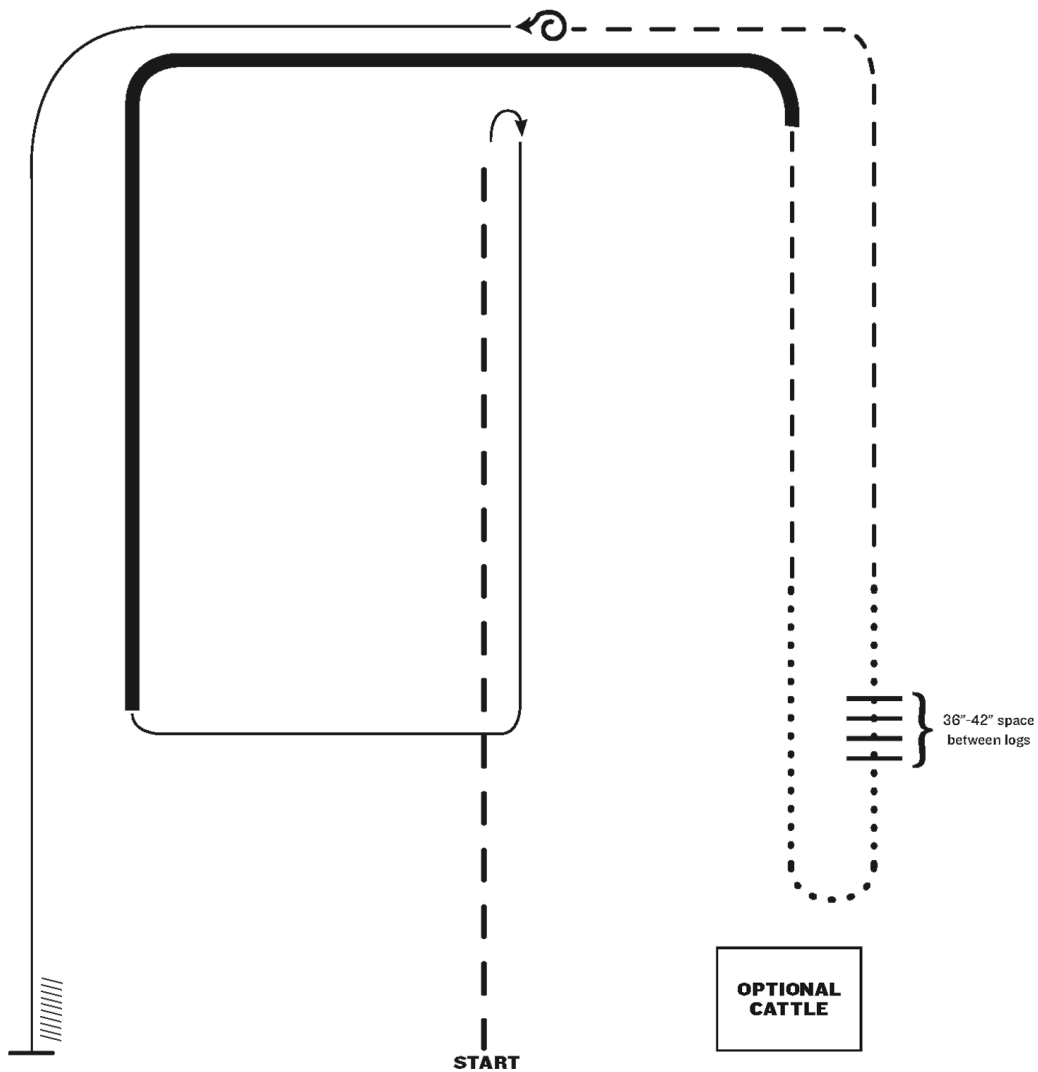
Pattern Provided by:

FHC Judges

1st Annual NW Feathered Horse Classic

For WJ Jog for Lope, ext jog for ext lope

Show Date: 08-10-2019



1. Extended trot
2. Stop, rollback right
3. Lope right lead
4. Extended lope (right lead)
5. Trot
6. Walk
7. Walk over logs
8. Walk
9. Trot
10. Stop, 360 left
11. Lope left lead
12. Stop and back

Note: The drawn description of this pattern is only intended for the general depiction of the pattern. Exhibitors should utilize the arena space to best exhibit their horses.

OPTIONAL
CATTLE

[RR/AQHA-15]

Pattern Provided by:

FHC Judges

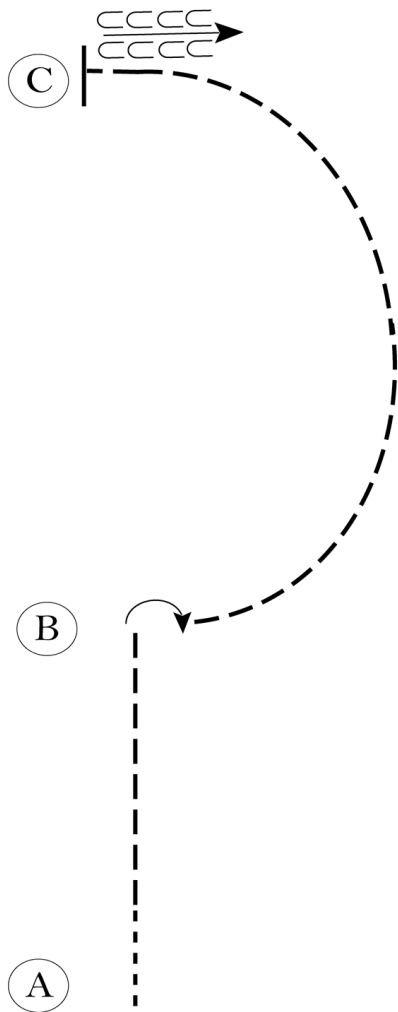
1st Annual NW Feathered Horse Classic

All WJ Western Equitation

Show Date: 08-10-2019

w w w . H o r s e S h o w P a t t e r n s . c o m

w w w . H o r s e S h o w P a t t e r n s . c o m



Be ready at A.

1. Walk approximately 2 horse lengths from A.
2. Jog to B.
3. Turn 1/4 turn to the right.
4. Jog in a half circle to C.
5. Stop at C and back approximately one horse length.

Follow the instructions of your ring steward.

Walk	-----
Jog	- - - - -
Extended Jog	- - - - -
Lope	—————
Leg Yield	
Lead Change	— / —
Back	← ← ← ← ←
Marker	Ⓚ
Sidepass	← — — — — →

[WH/WT-59]

Pattern Provided by:

FHC Judges

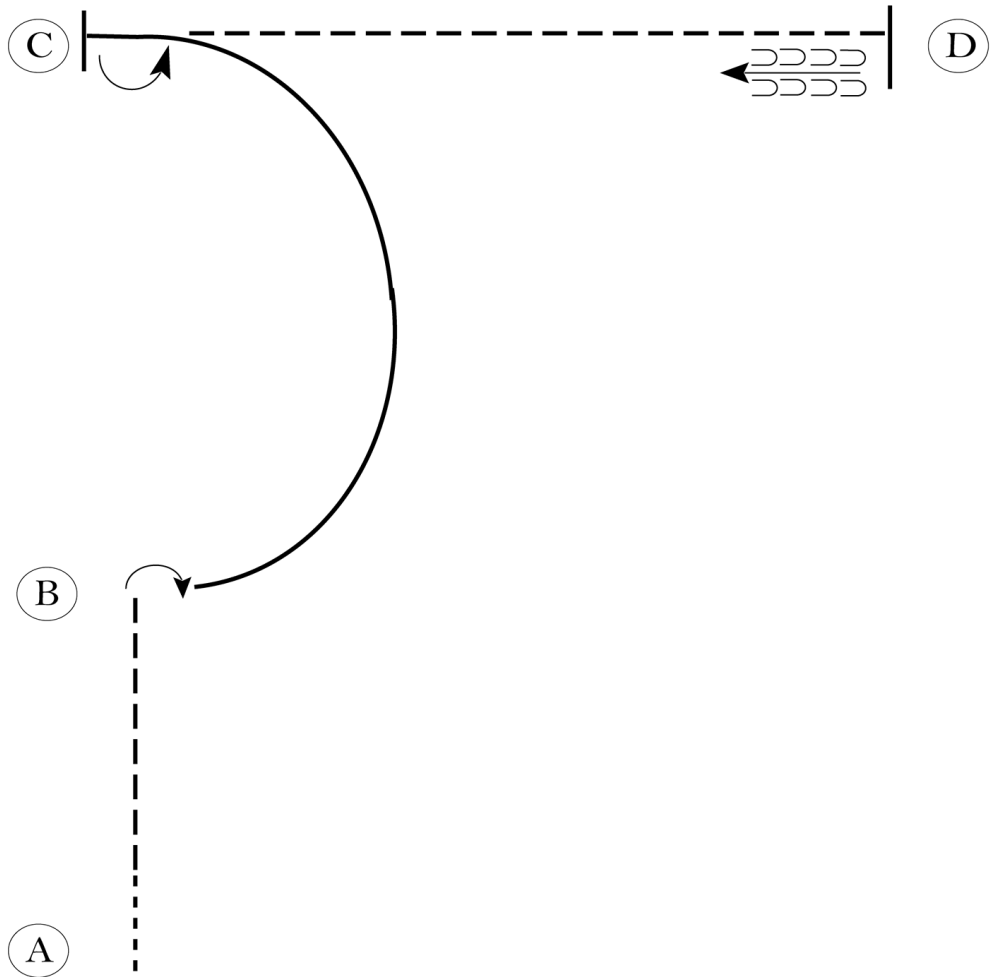
1st Annual NW Feathered Horse Classic

Youth & Amateur WJL Western Equitation

Show Date: 08-10-2019

www.HorseShowPatterns.com

www.HorseShowPatterns.com



Be ready at A.

1. Walk approximately 2 horse lengths from A.
2. Jog to B.
3. Turn 1/4 turn to the right.
4. Lope on the left lead to C.
5. Turn 1/2 turn to the left.
6. Jog to D.
7. Stop at D and back approximately one horse length.

Follow the instructions of your ring steward.

Walk	-----
Jog	-----
Extended Jog	-----
Lope	—————
Leg Yield	
Lead Change	—/—
Back	←←← ←←←
Marker	Ⓚ
Sidepass	←-----→

[WH/1-59]

Pattern Provided by:
FHC Judges

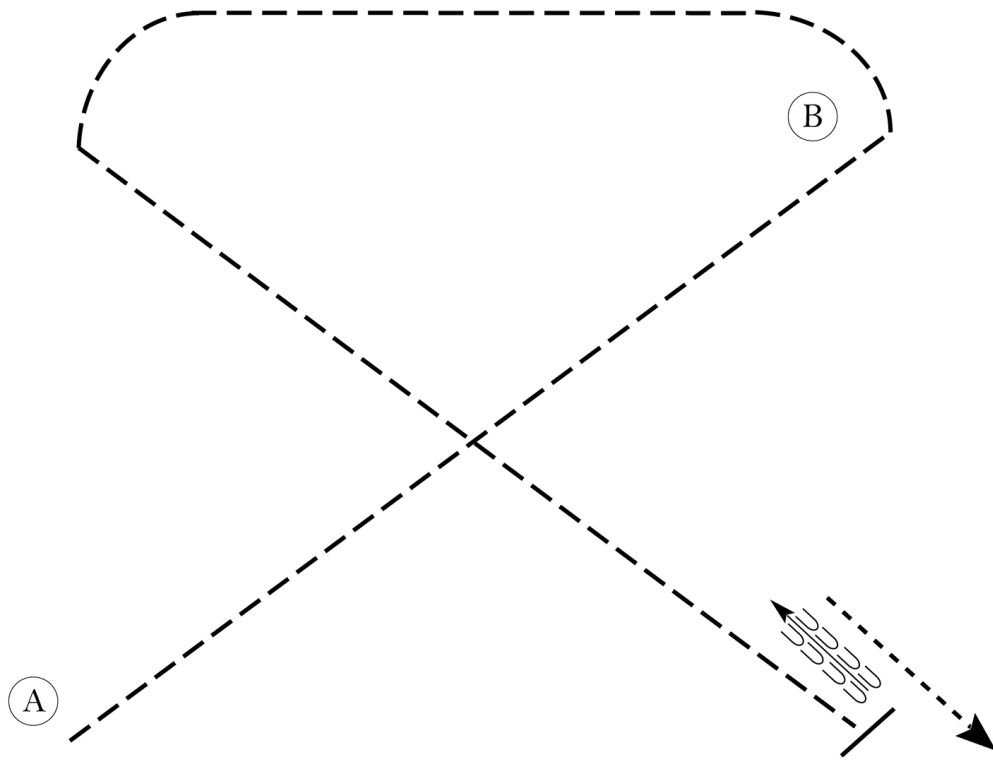
1st Annual NW Feathered Horse Classic

Youth & Amateur WT English Equitation

Show Date: 08-10-2019

www.HorseShowPatterns.com

www.HorseShowPatterns.com



Be ready at A.

1. Sitting trot halfway to B.
2. Posting trot on the right diagonal to and around B.
3. Continue to trot on the right diagonal in a straight line and round the left side of arena.
4. After rounding the corner, change diagonals and post on the left diagonal across the arena toward the stop.
5. Halt when even with A and back approximately one horse length.
6. Demonstrate a walk for at least two horse lengths away from pattern.

Walk	-----
Trot	-----
Extended Trot	-----
Canter	-----
Leg Yield	
Lead Change	↘↘↘
Back	←←←
Marker	⊙
Sidepass	←←
Hand Gallop	-----

Follow the instructions of your ring steward.

[HSE/WT-61]

Pattern Provided by:
FHC Judges

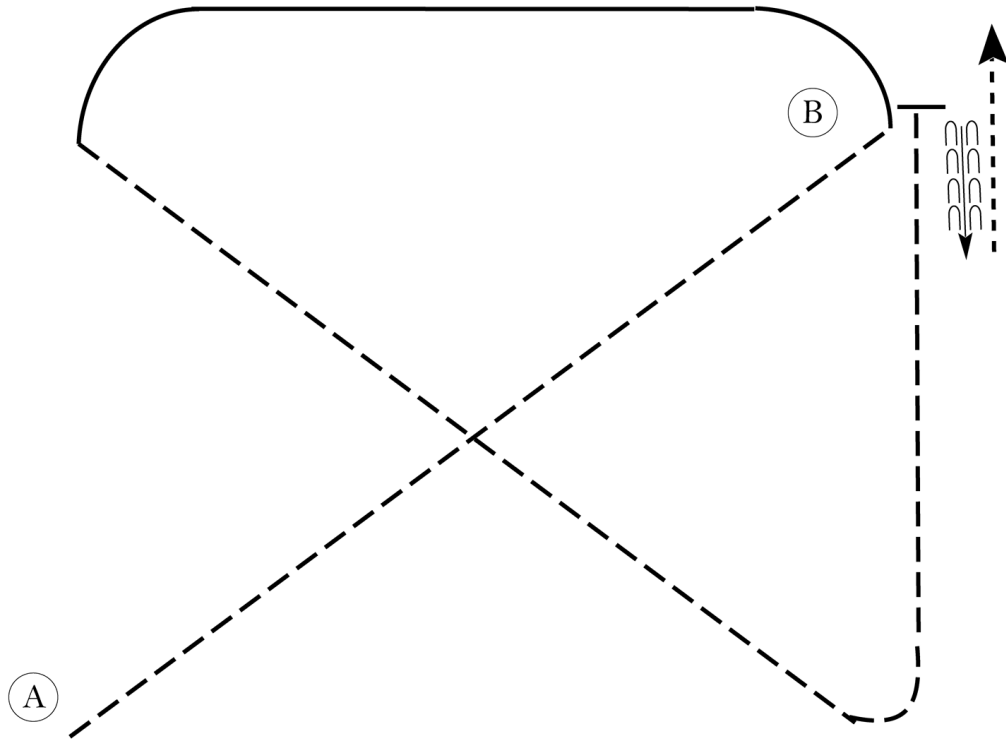
1st Annual NW Feathered Horse Classic

Youth & Amateur WTC English Equitation

Show Date: 08-10-2019

www.HorseShowPatterns.com

www.HorseShowPatterns.com



Be ready at A.

1. Sitting trot halfway to B.
2. Posting trot on the right diagonal to B.
3. Canter on the left lead from B across the arena..
4. Round the arena, then break to a left diagonal posting trot across the arena.
5. Sitting trot in a straight line to B.
6. Halt at B and back approximately one horse length.
7. Demonstrate a forward walk in a straight line from B for at least two horse lengths.

Follow the instructions of your ring steward.

Walk
Trot	-----
Extended Trot	-----
Canter	—————
Leg Yield	
Lead Change	—/—
Back	←←←←
Marker	ⓑ
Sidepass	←←←←
Hand Gallop	-----

[HSE/1-61]

Pattern Provided by:

FHC Judges